



**SHIRE OF**  
**COOROW**  
*ALWAYS IN SEASON*

# **AGENDA**

FOR THE

ORDINARY COUNCIL MEETING

TO BE HELD ON

**WEDNESDAY 11 FEBRUARY 2026**

PLEASE READ THE FOLLOWING DISCLAIMER BEFORE PROCEEDING

Members of the public are cautioned against taking any action on Council decisions, on items in this Agenda in which they may have an interest, until such times as they have been advised in writing by Shire staff

## **NOTICE OF MEETING**

PLEASE BE ADVISED THAT THE

### **ORDINARY COUNCIL MEETING**

COMMENCING AT 5.00PM

WILL BE HELD ON

**WEDNESDAY 11 FEBRUARY 2026**

**COOROW COUNCIL CHAMBERS**

**Mia Maxfield**

**Chief Executive Officer**

#### **DISCLAIMER**

The advice and information contained herein is given by and to the Council without liability or responsibility for its accuracy. Before placing any reliance on this advice or information. A written inquiry should be made to the Council giving reasons for seeking the advice or information and how it is proposed to be used.

## **Councillors Schedule for the Day**

Coorow Council Chambers

3.00pm

Question and Answer Session

3.30pm

Briefing Session

5.00pm

Ordinary Council Meeting

## Our Guiding Values

### Community

Serving our community is the guiding principle for Council.

### Leadership

We will provide leadership for the betterment of our community.

### Loyalty

Our conduct will demonstrate our commitment to our community.

### Accountability

We will be open, honest and responsible in the way we undertake all of our functions.

## Disclaimer

No responsibility whatsoever is implied or accepted by the Shire of Coorow (Shire) for any act, omission or statement or intimation occurring during Council or Committee meetings. The Shire disclaims any liability for any loss whatsoever and howsoever caused arising out of reliance by any person or legal entity on any such act, omission or statement or intimation occurring during Council or Committee meetings. Any person or legal entity who acts or fails to act in reliance upon any statement, act or omission made in a Council or Committee meeting does so at that person's or legal entity's own risk. In particular and without derogating in any way from the broad disclaimer above, in any discussion regarding any planning application or application for a licence, any statement or intimation of approval made by any Elected Member or officer of the Shire during the course of any meeting is not intended to be and is not taken as notice of approval from the Shire. The Shire warns that anyone who has any application lodged with the Shire must obtain and should only rely on written confirmation of the outcome of the application and any conditions attaching to the decision made by the Shire in respect of the application.

## Notes for Members of the Public

### PUBLIC QUESTION TIME

The Shire of Coorow extends a warm welcome to you in attending any Shire meeting. The Shire is committed to involving the public in its decision making processes whenever possible. The ability to ask questions during 'Public Question Time' is of critical importance in pursuing this public participation objective. The Shire sets aside a period of 'Public Question Time' to enable a member of the public to put questions. Questions should only relate to the business of the Shire and should not be a statement or personal opinion. Upon receipt of a question from a member of the public, the Presiding Member may either answer the question or direct it to an officer to answer, or it will be taken on notice.

Any comments made by a member of the public become a matter of public record as they are minuted by Council. Members of the public are advised that they are deemed to be held personally responsible and legally liable for any comments made by them that might be construed as defamatory or otherwise considered offensive by any other party.

### MEETING FORMALITIES

Local government Council meetings are governed by legislation and regulations. During the meeting, no member of the public may interrupt the meetings proceedings or enter into conversation.



Members of the public shall ensure that their mobile telephone or audible pager is not switched on or used during any Shire meeting.

Members of the public are hereby advised that the use of any electronic, visual or audio recording device or instrument to record proceedings of the meeting is not permitted without the permission of the Presiding Member.

### **COPYRIGHT**

Any plans or documents contained within this agenda may be subject to copyright law provisions (Copyright Act 1968, as amended) and that the express permission of the copyright owner(s) should be sought prior to their reproduction. It should be noted that copyright owners are entitled to take legal action against any persons who infringe their copyright. A reproduction of material that is protected by copyright may represent a copyright infringement.

### **Meeting Dates**

<b>Month</b>	<b>Venue</b>	<b>Time</b>	<b>Date</b>	<b>Type</b>
July	Coorow	5.00pm	Wednesday 16 July 2025	Ordinary
August	Leeman	5.00pm	Wednesday 20 August 2025	Ordinary
September	Warradarge	5.00pm	Tuesday 16 September 2025	Ordinary
October	Coorow	5.00pm	Wednesday 22 October 2025	Ordinary
November	Leeman	5.00pm	Wednesday 19 November 2025	Ordinary
December	Coorow	5.00pm	Wednesday 17 December 2025	Ordinary
February	Coorow	5.00pm	Wednesday 11 February 2026	Ordinary
March	Green Head	5.00pm	Wednesday 18 March 2026	Ordinary
April	Coorow	5.00pm	Wednesday 15 April 2026	Ordinary
May	Leeman	5.00pm	Wednesday 20 May 2026	Ordinary
June	Coorow	5.00pm	Wednesday 17 June 2026	Ordinary

## Notes for Elected Members

### NATURE OF COUNCIL'S ROLE IN DECISION MAKING

- ☐ **Advocacy** When Council advocates on its own behalf or on behalf of its community to another level of government/body/agency.
- ☐ **Executive** The substantial direction setting and oversight role of the Council eg adopting plans and reports, accepting tenders, setting and amending budgets.
- ☐ **Legislative** Includes adopting local laws, local planning schemes and policies.
- ☐ **Review** When Council reviews decisions made by officers.
- ☐ **Quasi-judicial** When Council determines an application/matter that directly affects a person's rights and interests. The judicial character arises from the obligation to abide by the principles of natural justice eg local planning applications, building licences, other permits/licences (eg under Health Act, Dog Act or local laws and other decisions that may be appealable to the State Administrative Tribunal (SAT)

### ALTERNATIVE MOTIONS

Councillors wishing to make alternative motions to officer recommendations are requested to provide notice of such motions in written form to the Chief Executive Officer prior to the Council meeting.

### DECLARATIONS OF INTERESTS

Elected Members should fill in Disclosure of Interest forms for items in which they have a financial, proximity or impartiality interest and forward these to the Presiding Member before the meeting commences. Section 5.60A of the *Local Government Act 1995* states;

"a person has a financial interest in a matter if it is reasonable to expect that the matter will, if dealt with by the local government, or an employee or committee of the local government or member of the council of the local government, in a particular way, result in a financial gain, loss, benefit or detriment for the person."

Section 5.60B states;

*"a person has a proximity interest in a matter if the matter concerns –*

*(a) a proposed change to a planning scheme affecting land that adjoins the person's land;*

*or*

*(b) a proposed change to the zoning or use of land that adjoins the person's land; or*

- (c) *a proposed development (as defined in section 5.63(5)) of land that adjoins the person's land."*

Regulation 11 (Impartiality) states:

- (1) *In this regulation —*

*interest means an interest that could, or could reasonably be perceived to, adversely affect the impartiality of the person having the interest and includes an interest arising from kinship, friendship or membership of an association.*

- (2) *A person who is a council member and who has an interest in any matter to be discussed at a council or committee meeting attended by the member must disclose the nature of the interest —*

(a) *in a written notice given to the CEO before the meeting; or*

(b) *at the meeting immediately before the matter is discussed.*

- (3) *Subregulation (2) does not apply to an interest referred to in section 5.60 of the Act.*

- (4) *Subregulation (2) does not apply if —*

(a) *a person who is a council member fails to disclose an interest because the person did not know he or she had an interest in the matter; or*

(b) *a person who is a council member fails to disclose an interest because the person did not know the matter in which he or she had an interest would be discussed at the meeting and the person disclosed the interest as soon as possible after the discussion began.*

- (5) *If, under subregulation (2)(a), a person who is a council member discloses an interest in a written notice given to the CEO before a meeting then —*

(a) *before the meeting the CEO is to cause the notice to be given to the person who is to preside at the meeting; and*

(b) *at the meeting the person presiding is to bring the notice and its contents to the attention of the persons present immediately before a matter to which the disclosure relates is discussed.*

- (6) *If —*

(a) *under subregulation (2)(b) or (4)(b) a person's interest in a matter is disclosed at a meeting; or*

(b) *under subregulation (5)(b) notice of a person's interest in a matter is brought to the attention of the persons present at a meeting,*

*the nature of the interest is to be recorded in the minutes of the meeting.*

Section 5.61 of the Local Government Act 1995 states;

*"A reference in this Subdivision to an indirect financial interest of a person in a matter includes a reference to a financial relationship between that person and another person who requires a local government decision in relation to the matter."*

Section 5.62 of the Local Government Act 1995 states;

- (1) *"For the purposes of this Subdivision a person is to be treated as being closely associated with a relevant person if —*

- (a) the person is in partnership with the relevant person; or*
- (b) the person is an employer of the relevant person; or*
- (c) the person is a beneficiary under a trust, or an object of a discretionary trust, of which the relevant person is a trustee; or*
  - (ca) the person belongs to a class of persons that is prescribed; or*
- (d) the person is a body corporate —*
  - (i) of which the relevant person is a director, secretary or executive officer; or*
  - (ii) in which the relevant person holds shares having a total value exceeding —*
    - I. the prescribed amount; or*
    - II. the prescribed percentage of the total value of the issued share capital of the company,*

*whichever is less;*

*or*

- (e) the person is the spouse, de facto partner or child of the relevant person and is living with the relevant person; or*
  - (ea) the relevant person is a council member and the person —*
    - (i) gave an electoral gift to the relevant person in relation to the election at which the relevant person was last elected; or*
    - (ii) has given an electoral gift to the relevant person since the relevant person was last elected;*
- or*
- (eb) the relevant person is a council member and the person has given a gift to which this paragraph applies to the relevant person since the relevant person was last elected; or*
- (ec) the relevant person is a CEO and the person has given a gift to which this paragraph applies to the relevant person since the relevant person was last employed (or appointed to act) in the position of CEO; or*
- (f) the person has a relationship specified in any of paragraphs (a) to (d) in respect of the relevant person's spouse or de facto partner if the spouse or de facto partner is living with the relevant person.*

# Agenda

<b>1</b>	<b>DECLARATION OF OPENING/ANNOUNCEMENT OF VISITORS .....</b>	<b>11</b>
1.1	SALUTATIONS AND OPENING OF MEETING .....	11
1.2	ACKNOWLEDGEMENT OF COUNTRY .....	11
1.3	VISITORS .....	11
<b>2</b>	<b>RECORD OF ATTENDANCE/APOLOGIES/LEAVE OF ABSENCE .....</b>	<b>11</b>
2.1	ATTENDANCE .....	11
2.2	TABLE OF COUNCILLOR ATTENDANCE .....	11
2.3	ATTENDANCE VIA TELEPHONE/INSTANTANEOUS COMMUNICATION .....	12
2.4	LEAVE OF ABSENCE PREVIOUSLY APPROVED.....	12
2.5	APOLOGIES .....	13
<b>3</b>	<b>APPLICATIONS FOR LEAVE OF ABSENCE .....</b>	<b>13</b>
<b>4</b>	<b>DISCLOSURE OF INTERESTS .....</b>	<b>13</b>
<b>5</b>	<b>RESPONSE TO PREVIOUS PUBLIC QUESTIONS TAKEN ON NOTICE .....</b>	<b>13</b>
	Nil	
<b>6</b>	<b>PUBLIC QUESTION TIME .....</b>	<b>13</b>
<b>7</b>	<b>PETITIONS/DEPUTATIONS/PRESENTATIONS .....</b>	<b>13</b>
	Nil	
<b>8</b>	<b>CONFIRMATION OF PREVIOUS MINUTES .....</b>	<b>13</b>
<b>9</b>	<b>RECOMMENDATIONS AND REPORTS OF COMMITTEES.....</b>	<b>14</b>
9.1	MINUTES - GREEN HEAD COAST CARE GROUP MEETING .....	14
<b>10</b>	<b>ANNOUNCEMENT BY THE PRESIDING PERSON WITHOUT DISCUSSION .....</b>	<b>20</b>
	Nil	
<b>11</b>	<b>REPORTS .....</b>	<b>21</b>
11.1	CHIEF EXECUTIVE OFFICER .....	21
11.1.1	APPLICATION TO ERECT A BENCH WITH PLAQUES AT LEEMAN FORESHORE.....	21
11.2	DEPUTY CHIEF EXECUTIVE OFFICER .....	24
11.2.1	LIST OF PAYMENTS MADE FROM THE MUNICIPAL FUND FOR THE MONTH OF DECEMBER 2025 .....	24
11.2.2	LIST OF ACCOUNTS PAID USING TRANSACTION CARDS - DECEMBER 2025 .....	31
11.2.3	LIST OF PAYMENTS MADE FROM THE MUNICIPAL FUND FOR THE MONTH OF JANUARY 2026.....	45
11.2.4	LIST OF ACCOUNTS PAID USING TRANSACTION CARDS - JANUARY 2026 .....	51

11.2.5	MONTHLY STATEMENT OF FINANCIAL ACTIVITY DECEMBER 2025 .....	57
11.3	MANAGER OF WORKS AND SERVICES .....	82
	Nil	
<b>12</b>	<b>ELECTED MEMBERS MATTERS.....</b>	<b>82</b>
12.1	QUESTIONS BY MEMBER OF WHICH DUE NOTICE HAS BEEN GIVEN .....	82
	Nil	
12.2	ELECTED MEMBER MOTION OF WHICH PREVIOUS NOTICE HAS BEEN GIVEN .....	82
	Nil	
<b>13</b>	<b>NEW BUSINESS OF URGENT NATURE .....</b>	<b>82</b>
<b>14</b>	<b>MATTERS WHICH THE MEETING MAY BE CLOSED (CONFIDENTIAL MATTERS) .....</b>	<b>82</b>
	Nil	
<b>15</b>	<b>CLOSURE .....</b>	<b>82</b>
15.1	DATE OF NEXT MEETING .....	82
15.2	CLOSURE OF MEETING .....	82

**1 DECLARATION OF OPENING/ANNOUNCEMENT OF VISITORS****1.1 SALUTATIONS AND OPENING OF MEETING**

The President, President G Sims, welcomed those present and opened the Meeting at [Type time](#).

**1.2 ACKNOWLEDGEMENT OF COUNTRY**

*The Shire of Coorow acknowledges the traditional owners of this land – the Yued people, and their continuing connection to land, water and community. We pay our respects to them and their cultures, and to elders both past, present and emerging.*

**1.3 VISITORS****2 RECORD OF ATTENDANCE/APOLOGIES/LEAVE OF ABSENCE****2.1 ATTENDANCE**

Councillor G Sims

Councillor G Censi

Councillor D Gericke

Councillor C Hassell

Councillor G Hannington

Councillor D Melbin

Councillor L Van Den Heever

Mrs M Maxfield

Mr K Bean

Mrs S Atkinson

Chief Executive Officer

Manager of Works & Services

Deputy Chief Executive Officer

**2.2 TABLE OF COUNCILLOR ATTENDANCE**

Meetings	Cr Sims	Cr Censi	Cr Gericke	Cr Hannington	Cr Hassell	Cr Melbin	Cr Van Den Heever
October 2025 OCM							N/A
November 2025 Special OCM							

November 2025 OCM							
December 2025 OCM							
January 2026 OCM							
February 2026 OCM							
March 2026 OCM							
April 2026 OCM							
May 2026 OCM							
June 2026 OCM							
July 2026 OCM							
August 2026 OCM							
September 2026 OCM							

Legend:

Attended	
Leave of Absence	
Apology	

### 2.3 ATTENDANCE VIA TELEPHONE/INSTANTANEOUS COMMUNICATION

In accordance with regulation 14C (2) of the *Local Government (Administration) Regulations 1996* the Shire President or Council can approve the attendance of a person, not physically present at a meeting of Council or committee, by electronic means. The member must ensure they are in an appropriate location, being private and free from distractions. When a meeting is closed to the public (Behind Closed Doors) in accordance with Section 5.23 of the Local Government Act 1995 (the Act), members must ensure that the deliberations cannot be observed or overheard by any other person. Attendance of meetings by electronic means is capped at 50% as *per Local Government (Administration) Regulation 14C(3)*.

### 2.4 LEAVE OF ABSENCE PREVIOUSLY APPROVED

Nil



**2.5 APOLOGIES**

Nil

**3 APPLICATIONS FOR LEAVE OF ABSENCE**

In accordance with Section 2.25 of the Local Government Act 1995, an application for leave requires a Council resolution granting leave requested. Council may grant approval for Leave of Absence for an Elected Member for ordinary Council meetings for up to but not more than six consecutive meetings. The approval of the Minister is required for leave of absence greater than six ordinary Council meetings. This approval must be by Council resolution and differs from the situation where an Elected Member records their apologies for the meeting. A failure to observe the requirements of the Act that relates to absence from meetings can lead to an Elected Member being disqualified should they be absent without leave for three consecutive meetings.

**4 DISCLOSURE OF INTERESTS**

Section 5.65 and 5.70 of the Local Government Act 1995 requires an Elected Member or officer who has an interest in any matter to be discussed at a Committee/Council Meeting that will be attended by the Elected Member or officer must disclose the nature of the interest in a written notice given to the Chief Executive Officer before the meeting; or at the meeting before the matter is discussed. An Elected Member who makes a disclosure under section 5.65 or 5.70 must not preside at the part of the meeting relating to the matter; or participate in; or be present during, any discussion or decision making procedure relating to the matter, unless allowed by the Committee/Council. If Committee/Council allow an Elected Member to speak, the extent of the interest must also be stated.

**5 RESPONSE TO PREVIOUS PUBLIC QUESTIONS TAKEN ON NOTICE**

Nil

**6 PUBLIC QUESTION TIME****7 PETITIONS/DEPUTATIONS/PRESENTATIONS**

Nil

**8 CONFIRMATION OF PREVIOUS MINUTES**

Ordinary Council Meeting - 17 December 2025

Special Council Meeting - 14 January 2026

**9 RECOMMENDATIONS AND REPORTS OF COMMITTEES****9.1 MINUTES - GREEN HEAD COAST CARE GROUP MEETING**

<b>Reporting Officer:</b>	<b>E Wilkin, Governance &amp; Executive Support Officer</b>
<b>Responsible Executive:</b>	<b>SA Atkinson, DEPUTY CHIEF EXECUTIVE OFFICER</b>
<b>File Reference:</b>	<b>ADM0645</b>
<b>Disclosure of Interest:</b>	<b>Nil</b>
<b>Voting Requirement:</b>	<b>Simple Majority</b>

**COUNCIL'S ROLE:**

**Review:** When Council reviews decisions made by officers.

Minutes from the meeting held on the 15 September 2025 by the Green Head Coast Care Group are attached for your review.

**ATTACHMENTS****1. 2025 12 15 Coastcare Minutes** [↓](#)**OFFICER RECOMMENDATION**

That Council receive the Green Head Coast Care Group minutes of the meeting held on the 15 September 2025 by the Green Head Coast Care Group.



## GREEN HEAD COASTCARE

### Minutes of meeting held 15 December 2025

#### 1. WELCOME

The Chair, Samantha Atkinson, opened the meeting at 10.05 a.m.

#### 2. ATTENDANCE AND APOLOGIES

**Attendance:** Samantha Atkinson (Chair), Deborah O'Brien (Coordinator), Beth Broun, June Hill, Glenda Reed, Janine Wann, Kay Hunt, Jennifer Griffiths and Barrie Griffiths.

**Apologies:** John Browne, Judy Browne.

**Invited Guests:** Colin Hassell, Shire of Coorow Councillor.

#### 3. MINUTES FROM LAST MEETING

Minutes of the previous meeting held 20 October 2025 were taken as read, accepted by Janine Wann and seconded by Beth Broun.

#### 4. BUSINESS ARISING (actions from last meeting)

**Action 1** (1 from last meeting) **Anchorage Bay Rest Point Steps:** The Shire of Coorow have agreed that works (cement retaining wall, a small concrete pathway to connect it to the existing walkway and handrail) will be completed in December 2025. **Action** open to ensure works are completed and all grant requirements are met. .... **Samantha Atkinson**

**Action 2** (2 from last meeting) **Rocky Bay Beach Access:** The Group agreed on a temporary solution for this area of small pictogram signage to warn people not to walk around the headland making new and unsafe tracks. The Corsign signs have been delivered, Samantha Atkinson asked the Group when they would like to get together to install them. Deborah O'Brien agreed to coordinate a suitable date in January 2026. The Group discussed possible grants for longer term solutions here (beach access stairs). **Action** to further investigate grant options and instal temporary signage at Rocky Bay. .... **Deborah O'Brien and Samantha Atkinson**

**Action 3** (3 from last meeting) **Osprey Nest Sign:** The osprey nest sign has been installed in Morphet Park. A small half circle of concrete has been placed at the base and an accessibility viewing platform placed on the opposite side of the Walkway. An existing seat was moved onto this concrete platform. The Group thanked the Shire of Coorow for their efforts. However the seat is too low to the ground and therefore could be considered dangerous. The Group discussed installing a more suitable seating. **Action** remains open to complete grant funding acknowledgements and to locate/purchase a more suitable seat. .... **Samantha Atkinson**

**Action 4** (4 from last meeting) **Ocean View Park:** The native plants at Ocean View Park are growing well thanks to the watering efforts of our members and additional local volunteers. The Shire confirmed that extra mulch will be delivered, and the Group has written to the Shire verifying how much is required. At the time of this meeting the mulch is still outstanding. The Group discussed the grass required for the area directly opposite the playground. The Shire cannot assist in the installation or maintenance of grass here. The Group reiterated that this Park needs a grassed area to make it user friendly for visitors and suggested that local volunteers may be willing to instal grass and help maintain it. **Action** remains open to complete mulching as well as plant and maintain grass

..... **Glenda Reed and Deborah O'Brien**

**Action 5** (5 from last meeting) **Rocky Bay Rest Point Ramp Handrail:** Kelvin Bean (Works Manager, Shire of Coorow) to confirm once the handrail has been delivered and installed..... **Kelvin Bean**

**Action 6** (6 from last meeting) **Dynamite Bay Mosaic:** Ayu Muftidhati (Community, Tourism and Economic Development Officer, Shire of Coorow) advised that grant funding is required to repair and relocate the mosaic to the Dynamite Bay ablution block. **Action** remains open to follow up with Ayu.

..... **Glenda Reed**

**Action 7** (7 from last meeting) **Maintenance and repairs required:** The Shire of Coorow confirmed the maintenance contractor will complete repair works of the Midden site ramp and limestone cracks in the Dynamite Bay Lookout. Crushed limestone edging to the remainder of the Three Bays Walkway is included in next year's budget. Damage to the timber at the Three Bays Lookout, cliff fall at Cambewarra Headland and Dynamite Bay Gazebo concrete pads have also been lodged as attention required to the Shire website. ....

..... **Kelvin Bean**

**Action 8** (8 from last meeting) **Anchorage Bay Jetty Gazebo (on the beach) seating:** Gazebo improvement works have been completed by the Green Head Men's Shed, including widening, adding a backrest, extending seating, adding a table and painting. On behalf of Coastcare Deborah O'Brien thanked the Men's Shed for their excellent craftsmanship and shared with them the thank you flyer which was posted on social media. To further express Coastcare's thanks a morning tea is planned for early 2026. ....

..... **Closed**

**Action 9** (9 from last meeting) **Three Bays Walkway Signage:** Four signs need replacing on the Three Bays Walkway. The signs will be ordered through Maureen Greenfield from Jurien Bay Signs using the manufacturer/printer used by Ian Charles, Nature Tourism Services. Maureen has given us a quote for \$4,985 which includes replacing four signs as well as new legs for one sign to improve the angle to ensure future deterioration doesn't take place. Samantha Atkinson confirmed an application has been submitted for the upcoming Iluka Lends a Hand Grants Program to cover the cost of this. As at the date of this meeting, we have not been informed if we have been successful. Collin Hassell suggested it may be worth revisiting the Shire of Coorow and asking for assistance with the replacement of these damaged signs. **Action** remains open to obtain funding.

..... **Deborah O'Brien and Samantha Atkinson**

**Action 10** (10 from last meeting) **Weeds:** To help combat weeds in Green Head Samantha Atkinson initiated the 'Weed of the Month' flyer. The first month featured 'Dune Onion Weed' and was posted on social media, local publications, and printed copies placed at points of interest around Green Head. The December issue featured Fountain Grass and February 2026 will be Wild Geranium, March, Walkaway Burr and April Dongara Daisy. Deborah O'Brien organised a weeding busy bee on October 29, which was a successful event with great community participation. Samantha Atkinson noted that this was likely due to social media announcements and the Group agreed to ensure that this platform was used for events in 2026. In the cooler months of next year, it was agreed more weeding busy bees would be organised. Deborah thanked John and Judy Browne for hosting a morning tea and refreshments for the volunteers. ....

..... **Deborah O'Brien and Samantha Atkinson**

**Action 11** (12 from last meeting) **Green Head Community Hall Front Garden:** Deborah O'Brien offered to do an artist illustration for the refurbishment of the Green Head Community Hall to provide to the Green Head Community Association. ....

..... **Deborah O'Brien**

## 5. GREEN HEAD COASTCARE OBJECTIVES FOR 2025 — See last page

## 6. 2025 ACHIEVEMENTS

Samantha Atkinson summarised the Group's achievements for 2025 and thanked all members for their continued contribution:

- Various Brushing Events, most notably the Dynamite Bay dune, we saw increased community participation this year.
- We received our new drone, kindly donated from Rob and Sue Keogh. Samantha Atkinson completed registration and training on the use of the drone which has aided in many community projects throughout the year.
- Successful beach clean-up day in February.

- Attended both the Anzac Day and Remembrance Day services and laid wreaths made with native plants on behalf of our Group.
- In May we hosted a Coastcare Open Day for the community.
- Provided input into the Coastal Recreational Track Management Master Plan for the Shires of Coorow, Dandaragan and Gingin which was endorsed in their June 2025 Council meetings.
- In late July we hosted a planting day with the help of the Shire of Coorow and MEEDAC<sup>1</sup> volunteers at Ocean View Park. It is a massive improvement and the plants are doing well with the help of members and the community helping to keep them watered.
- Various maintenance and repair requests along the Green Head coastline were reported by us and resolved by the Shire of Coorow, including Little Anchorage lookout repairs and Dynamite Bay tree replacements.
- In August, led by June Hill, we provided a detailed feedback submission on the Shire of Coorow Coastal Management Plan and attended the community information session regarding this.
- We initiated our 'Weed of the Month' publication to help combat weeds in Green Head.
- In October we held a weeding day at South Bay, community engagement is at an all-time high.
- With the help of the Green Head Men's Shed we completed refurbishment works on the Anchorage Bay Gazebo.
- Grant funding was obtained to produce an osprey sign which was placed in Morphet Park in December 2025 with help from the Shire of Coorow.

## 7. OTHER BUSINESS (AROUND THE TABLE)

**June Hill** suggested that a forum that allowed community involvement would be of benefit. Even an evening of presentations after work hours so that community members can attend. Samantha Atkinson suggested that we could look at making the forum community friendly this year which would require funding outside of NACC. **Action 12** to consider the forum format and possible community participation. .... **June Hill**

**Glenda Reed** mentioned a sealion sculpture would be a great addition to Green Head. Samantha Atkinson suggested this is a Green Head Community Association matter and proposed we refer it to them. **Action 13** to consider a new sculpture for Green Head and possible funding, refer this to the Green Head Community Association. .... **Glenda Reed and Samantha Atkinson**

**Colin Hassell** noted a proposal to Main Roads by the Green Head Community Association for the Lakes Road entry to slow down speed. Sixtieth anniversary planning is going well.

## 8. NEXT MEETING

The next meeting will be held at 10:00 a.m. on 16 February 2026 at the Green Head Community Hall. Deborah O'Brien also noted that in January a get-together would be organised so that John and Judy Browne were able to attend. The 2026 meeting dates are as follows: 16 February, 16 March, 20 April, 18 May, 15 June, 20 July, 17 August, 21 September, 19 October, 16 November and 21 December 2026.

The meeting was closed at 11:22 p.m.

<sup>1</sup> Midwest Aboriginal Employment and Economic Development

## 5. GREEN HEAD COASTCARE OBJECTIVES FOR 2025

Priority	Objective	Description	Timeframe	Action
1	Brushing	Manage and protect the coastline of Green Head, particularly the Three Bays Walkway, through brushing of dunes and tracks using local melaleuca tree clippings provided by the Shire of Coorow in cooler months.	Throughout the year especially in cooler months	Brushing activities are paused until the cooler months next year.
2	Extension of Three Bays Walkway south to South Bay	To separate pedestrians from vehicle traffic accessing South Bay. This extension would start where the Three Bays Walkway currently ends in Cliff Park (across from the car park) and go through bushland (where there is already a rough path used by walkers, etc.) to the first access point to South Bay. It is proposed to close this access point to vehicle traffic which can enter the beach at the next entrance point slightly further south.	Planning phase in 2026	No current action, to reopen once updated Shire of Coorow Coastal Management Plan is released.
3	Extension of Three Bays Walkway north to Leeman	Create a recreational walking and cycling path connecting Green Head and Leeman along the coast.		
4	Dynamite Bay	Our Group to continue to provide input to the Shire of Coorow as to what we think would enhance Dynamite Bay, one of Green Head's best tourist attractions.	Throughout the year of 2026	No current action, to reopen once updated Shire of Coorow Coastal Management Plan is released.
5	NACC Saltmarsh Project	Green Head includes an area of Temperate and Subtropical Coastal Saltmarsh, which is listed as a Threatened Ecological Community under the Federal EPBC <sup>2</sup> Act. This vegetation Community is under threat around Australia. Green Head's saltmarsh is in good condition, but it has been impacted by land clearing in the recent past and continues to be affected by the constant use of bicycles/small motorbikes along open tracks in it. Protection of this saltmarsh requires a gradual approach that prioritises raising awareness of the importance of conserving this	Three years commencing late 2025	<b>Action 14</b> (14 from last meeting) — <b>NACC Saltmarsh Project:</b> Evelyn Rosenthal, Principal LPS confirmed the School would participate in the project. Samantha Atkinson has requested Evelyn and Mic Payne from NACC to organise the inclusion of LPS. The Shire of Coorow have agreed to fund the purchase of \$1,000 worth of revegetation plants. Samantha to take drone pictures of the saltmarsh area and the Group can

<sup>2</sup> Environment Protection and Biodiversity Conservation Act 1999

Priority	Objective	Description	Timeframe	Action
		<p>rare habitat, particularly amongst local children. The NACC's Saltmarsh Project group suggested the following activities aimed at achieving saltmarsh awareness:</p> <ul style="list-style-type: none"> <li>• NACC staff to address Leeman Primary School (LPS) on the importance of coastal saltmarshes.</li> <li>• Communication material delivered by NACC to the broader community.</li> <li>• Fences installed to prevent bike access.</li> <li>• Exclusion zone (approx. 186 sqm) is mechanically ripped and revegetated with saltmarsh plants. Ideally LPS students and our Group would undertake the planting.</li> <li>• A project sign is installed near the planting area.</li> <li>• NACC staff to liaise with LPS teachers to establish three year monitoring of the proposed revegetation plot.</li> </ul>		<p>draft a boardwalk design. Mic has also shared a draft 'Protecting Saltmarsh' sign which Samantha shared with the Group. It was well received .....<b>Samantha Atkinson</b></p>
6	Morphett Park Nature Playground	<p>The current playground at Morphett Park is damaged and due to be removed shortly. The Shire of Coorow confirmed that the replacement is currently not budgeted for and suggested that grant funding would be an option if a nature playground was the preferable replacement. Samantha Atkinson mentioned that the company Nature Based Play are building a nature playground at LPS in stages to allow for funding and suggested that we investigate something similar for Morphett Park in Green Head.</p>	2026	<p><b>Action 15</b> (15 from last meeting) — <b>Morphett Park Nature Playground:</b> The Shire of Coorow have reopened the existing playground in Morphett Park with some refurbishment works with help from the Green Head Men's Shed. Shade sails still to be reinstalled.....<b>Closed</b></p>

**10 ANNOUNCEMENT BY THE PRESIDING PERSON WITHOUT DISCUSSION**

Nil



**11 REPORTS****11.1 CHIEF EXECUTIVE OFFICER****11.1.1 APPLICATION TO ERECT A BENCH WITH PLAQUES AT LEEMAN FORESHORE**

<b>Reporting Officer:</b>	<b>E Wilkin, Governance &amp; Executive Support Officer</b>
<b>Responsible Executive:</b>	<b>M Maxfield, Chief Executive Officer</b>
<b>File Reference:</b>	<b>ADM0509</b>
<b>Disclosure of Interest:</b>	<b>Nil</b>
<b>Voting Requirement:</b>	<b>Simple Majority</b>

**COUNCIL'S ROLE:**

**Executive:** The substantial direction setting and oversight role of the Council e.g. adopting plans and reports, accepting tenders, setting and amending budgets.

**REPORT PURPOSE**

To consider an application from Teresa Milne to install a bench and memorial plaques for her late husband Iain Milne.

**BACKGROUND**

The applicant is requesting permission to install a bench seat and memorial plaques commemorating the life of her late husband Iain Milne.

Family wish to install a plaque with the following inscription.

IN MEMORY OF  
LAIN MILNE  
06.06.1961 – 14.06.2024  
REST IN PEACE IN YOUR HAPPY PLACE

**COMMENT**

Lain Milne and his wife purchased a second home in Leeman in 2015 and spent much of the following 10 years actively involved in the local community. They were members of the Leeman Club, where Lain volunteered his time assisting with maintenance, and consistently supported local businesses and community fundraising efforts.

On 6 June 2024, while spending time in Leeman with local friends, Lain suffered a fatal heart attack. His passing was deeply felt within the community, with many residents attending his funeral and a commemorative photo displayed at the Leeman Club.

Leeman was Lain's happy place, particularly the foreshore where he enjoyed watching the cray boats and talking with local fishermen. In recognition of his strong connection to Leeman and contribution to the community, approval is respectfully sought for the placement of a memorial bench on the foreshore as a place of quiet reflection for his family.

## STAKEHOLDER ENGAGEMENT

Shire of Coorow Councillors

## STATUTORY ENVIRONMENT

*Local Government Act 1995* s2.7. Role of council  
Part 3 – Functions of local governments

## STRATEGIC IMPLICATIONS

### **A Sense of Community**

*We belong to a cohesive, connected community. There is a strong sense of community pride and identity.*

## POLICY IMPLICATIONS

FAC-002 Memorials in public places.

## FINANCIAL IMPLICATIONS

Nil

## RISK IMPLICATIONS

There are no known risks with this recommendation.

## ATTACHMENTS

### **1. Application for memorial bench - Leeman Foreshore** [↓](#)

#### **OFFICER RECOMMENDATION**

That Council grant permission to Teresa Milne to erect a memorial bench and plaques for her late husband at Leeman Foreshore, noting that it must comply with the requirements of Policy FAC-002.

## OFFICIAL

For the attention of the Chief Executive Officer

My husband, Iain Milne, and I purchase 16 Bonham Street Leeman in September 2015. We purchased the house as a second home and have spent most weekends and holidays there over the past 10 years. We integrated into the local community from day one, we were members of the Leeman club where we met and made many friends. Iain helped with maintenance jobs at the club helping to paint the bar and undertaking other odd jobs. In the past 5 years Iain became semi-retired and spent increasing time in Leeman.

We always make a point of supporting the local community, we regularly donate and purchase items at Trash to Treasure, purchase raffle tickets for local fundraising events, shop at the local Seaside stores and Post shop and enjoy eating at the Fish and Chip shop and café.

Unfortunately, on 6<sup>th</sup> June 2024 whilst Iain was spending time in Leeman and was out gold prospecting with friends from Leeman he had a heart attack and died. Many Leeman locals attended his funeral in Perth and there is a commemorative framed photo behind the bar at the club.

Iain loved Leeman, our holiday home and the local community, it was his 'happy place'. Iain spent many hours sitting watching the cray boats coming in and chatting to the fishermen. For this reason, I would like to have a memorial bench placed on the foreshore so that Iain's two children and 8 grandchildren and I have somewhere to visit and remember him in his happy place.

Inscription on the Plaque:

In Memory of Iain Milne  
Beloved husband, father and grandfather  
Born 6<sup>th</sup> June 1961 – 14<sup>th</sup> June 2024.  
Rest in peace in your Happy Place.

Teresa Milne (wife)



Chris Milne (Son)



Carrie Jones (Daughter)



**11.2 DEPUTY CHIEF EXECUTIVE OFFICER****11.2.1 LIST OF PAYMENTS MADE FROM THE MUNICIPAL FUND FOR THE MONTH OF DECEMBER 2025**

<b>Reporting Officer:</b>	<b>N Burley, Finance Officer - Accounts</b>
<b>Responsible Executive:</b>	<b>M Maxfield, Chief Executive Officer</b>
<b>File Reference:</b>	<b>ADM0652</b>
<b>Disclosure of Interest:</b>	<b>Nil</b>
<b>Voting Requirement:</b>	<b>Simple Majority</b>

**COUNCIL'S ROLE:**

**Review:** When Council reviews decisions made by officers.

**REPORT PURPOSE**

For Council to accept the list of accounts paid since the last list was prepared.

**BACKGROUND**

The Chief Executive Officer has been delegated authority to make payments from the Municipal account. The Local Government (Financial Management) Regulations 1996 require a list of payments made under delegated authority to be prepared each month and presented to the next ordinary meeting of Council following the preparation of the list.

**COMMENT**

The list has been prepared showing payments made under delegation during the month of December 2025.

**STAKEHOLDER ENGAGEMENT**

Nil

**STATUTORY ENVIRONMENT**

*Local Government (Financial Management) Regulations 1996*  
*-s13 List of accounts*

**STRATEGIC IMPLICATIONS**

<b>STRATEGIC PRIORITIES</b>	<b>Outcome</b>	<b>Strategy</b>
4. Civic Leadership	4.3 Skilled and well supported team	<ul style="list-style-type: none"> <li>External audits and reviews confirm compliance to</li> </ul>

Leadership that provides strategic direction for the community, supported by efficient and effective service delivery.		ensure governance policies and procedures are in accordance with legislative requirements
--	--	---

**POLICY IMPLICATIONS**

Nil

**FINANCIAL IMPLICATIONS**

Nil

**RISK IMPLICATIONS**

RISK	LIKELIHOOD	CONSEQUENCE	RISK ANALYSIS	MITIGATION
<p>Legal &amp; Compliance:</p> <p>In accordance with section 6.8 of the Local Government Act 1995, a local government is not to incur expenditure from its municipal fund for an additional purpose except where the expenditure is authorised in advance by an absolute majority of Council.</p>	Rare	Minor	Low	<p>Expenditure to only be incurred in accordance with budget parameters, which have been structured on financial viability and sustainability principles.</p> <p>This review process should help to ensure that payments are always made under the correct authority</p>

## ATTACHMENTS

1. List of Accounts December 2025 [↓](#)**OFFICER RECOMMENDATION**

That Council notes

1. That the list of accounts paid under delegated authority for the month of December 2025 as presented be accepted.

<b>EFTs</b>	<b><u>EFT23181 – EFT23295</u></b>	<b>\$534,168.10</b>
<b>Cheques</b>	<b>45 - 48</b>	<b>\$845.00</b>
<b>Payroll DD's</b>	<b>3/12/2025, 17/12/2025, 30/12/2025</b>	<b>\$272, 277.59</b>
<b>Direct Debits</b>	<b>DD32753.1, DD32589.1, DD32635.1, DD32658.1, DD32591.1, DD32756.1</b>	<b>\$107,692.92</b>
	<b>TOTAL</b>	<b>\$914,983.61</b>

## List of Accounts paid from Municipal Funds - December 2025

Chq/EFT	Date	Name	Amount
EFT23181	11/12/2025	HELENS CLEANING SERVICE	\$ 120.00
EFT23182	11/12/2025	INTERFIRE AGENCIES PTY LTD	\$ 3,769.13
EFT23183	11/12/2025	CORSIGN WA PTY LTD	\$ 2,464.00
EFT23184	11/12/2025	TEAM GLOBAL EXPRESS PTY LTD (TOLL)	\$ 1,199.65
EFT23185	11/12/2025	GNC QUALITY PRECAST	\$ 48,994.00
EFT23186	11/12/2025	BRANDWORX	\$ 728.64
EFT23187	11/12/2025	THREE SPRINGS MEDICAL CENTRE	\$ 135.00
EFT23188	11/12/2025	MOTORPASS	\$ 1,251.29
EFT23189	11/12/2025	MAXIMUM IMPACT	\$ 137.50
EFT23190	11/12/2025	THOMAS TREE SERVICES	\$ 5,087.50
EFT23191	11/12/2025	FEGAN BUILDING SURVEYING	\$ 990.00
EFT23192	11/12/2025	WA CONTRACT RANGER SERVICES PTY LTD	\$ 10,241.00
EFT23193	11/12/2025	KENNEDYS (AUSTRALASIA) PARTNERSHIP	\$ 8,585.50
EFT23194	11/12/2025	LATERAL ASPECT	\$ 6,233.33
EFT23195	11/12/2025	WESTLINE CONTRACTING	\$ 12,284.80
EFT23196	11/12/2025	ALCOLIZER PTY LTD	\$ 66.66
EFT23197	11/12/2025	DAIMLER TRUCKS PERTH (GERALDINE NOMINEES P/L ATF THE BELMONT UNIT TRUST T/AS	\$ 4,713.49
EFT23198	11/12/2025	PRINT MEDIA GROUP	\$ 64.85
EFT23199	11/12/2025	QHSE INTEGRATED SOLUTIONS PTY LTD (T/A SKYTRUST)	\$ 493.90
EFT23200	11/12/2025	HANNINGTON GROUP ENTERPRISES PTY LTD	\$ 77.00
EFT23201	11/12/2025	ROADVIEW360 PTY LTD	\$ 7,656.00
EFT23202	11/12/2025	CHRISTEL VAN DEN HEEVER	\$ 25.78
EFT23203	11/12/2025	FAMILY SHOPPING CENTRE - KEENE & YULI ENTERPRISES PTY LTD	\$ 758.82
EFT23204	11/12/2025	AUSTRALIA POST LPO CW - KEENE & YULI ENTERPRISES PTY LTD	\$ 219.85
EFT23205	11/12/2025	HALSALL & ASSOCIATES PTY LTD	\$ 8,761.50
EFT23206	11/12/2025	HEATLEYS SALES PTY LTD	\$ 319.55
EFT23207	11/12/2025	PAYROLL PLUS CONSULTING PTY LTD	\$ 2,200.00
EFT23208	11/12/2025	INTEGRATED ICT (MARKET CREATIONS TECHNOLOGY PTY LTD)	\$ 4,788.08
EFT23209	11/12/2025	CODE RESEARCH PTY LTD T/A PWD	\$ 2,750.00
EFT23210	11/12/2025	TROY WILSON (BNB MOWING SERVICES)	\$ 240.00
EFT23211	11/12/2025	KIM ANDREW LAY	\$ 2,082.56
EFT23212	11/12/2025	BOSS ALUMINIUM	\$ 6,060.00
EFT23213	11/12/2025	CRAIG M WATSON	\$ 40.00
EFT23214	11/12/2025	PAUL HUDD	\$ 40.00
EFT23215	11/12/2025	AUSTRALIAN COMMUNICATIONS AND MEDIA AUTHORITY	\$ 94.00
EFT23216	11/12/2025	AVON WASTE	\$ 28,980.17
EFT23217	11/12/2025	BUNNINGS	\$ 646.22
EFT23218	11/12/2025	BOC GASES	\$ 300.93
EFT23219	11/12/2025	CATALINA FARMS	\$ 10,464.00
EFT23220	11/12/2025	BARNES HYDRAULIC SERVICES	\$ 1,222.36
EFT23221	11/12/2025	CENTREBREAK BEACH STAY ( CHIPINDU FAMILY TRUST)	\$ 396.00
EFT23222	11/12/2025	FUEL DISTRIBUTORS	\$ 37,368.98

Chq/EFT	Date	Name	Amount
EFT23223	11/12/2025	GREEN HEAD MEN'S SHED	\$ 2,000.00
EFT23224	11/12/2025	HITACHI CONSTRUCTION MACHINERY (AUSTRALIA) PTY LTD	\$ 1,009.54
EFT23225	11/12/2025	NUTRIEN AG SOLUTIONS LTD	\$ 1,324.97
EFT23226	11/12/2025	LANDGATE	\$ 33.13
EFT23227	11/12/2025	MAJOR MOTORS PTY LTD	\$ 21.69
EFT23228	11/12/2025	MAIN STREET HARDWARE COOROW	\$ 104.56
EFT23229	11/12/2025	OFFICEWORKS BUSINESS DIRECT	\$ 1,565.73
EFT23230	11/12/2025	OCALLAGHAN PTY LTD	\$ 4,445.10
EFT23231	11/12/2025	FULTON HOGAN INDUSTRIES PTY LTD	\$ 15,488.00
EFT23232	11/12/2025	QUANTOCK S & L ELECTRICS	\$ 3,236.97
EFT23233	11/12/2025	RUMBOLD FORD	\$ 114.25
EFT23234	11/12/2025	RICOH FINANCE	\$ 421.86
EFT23235	11/12/2025	SEASIDE SUPPLIES	\$ 87.52
EFT23236	11/12/2025	TELSTRA LIMITED (CORPORATION)	\$ 2,391.12
EFT23237	11/12/2025	TOTALLY WORKWEAR GERALDTON	\$ 297.70
EFT23238	11/12/2025	TOTALLY WORKWEAR - JOONDALUP	\$ 37.90
EFT23239	11/12/2025	WA LOCAL GOVERNMENT ASSOCIATION (WALGA)	\$ 7,966.20
EFT23240	11/12/2025	WESTRAC EQUIPMENT	\$ 4,878.82
EFT23241	11/12/2025	WATER CORPORATION	\$ 22,157.52
EFT23242	11/12/2025	RICHARD ELLIOT WALDRON	\$ 329.84
EFT23243	11/12/2025	LUKE GRAHAM SICREE	\$ 1,118.87
EFT23244	11/12/2025	SINEAD POWER	\$ 75.00
EFT23245	19/12/2025	CORSIGN WA PTY LTD	\$ 234.30
EFT23246	19/12/2025	TEAM GLOBAL EXPRESS PTY LTD (TOLL)	\$ 624.36
EFT23247	19/12/2025	GIULIA STANGLE	\$ 1,837.50
EFT23248	19/12/2025	NAPA AUTO PARTS	\$ 641.65
EFT23249	19/12/2025	FEGAN BUILDING SURVEYING	\$ 990.00
EFT23250	19/12/2025	WA CONTRACT RANGER SERVICES PTY LTD	\$ 9,875.25
EFT23251	19/12/2025	AYU MUFTIDHATI	\$ 298.33
EFT23252	19/12/2025	KENNEDYS (AUSTRALASIA) PARTNERSHIP	\$ 4,086.50
EFT23253	19/12/2025	RSEA SAFETY PTY LTD (JOONDALUP)	\$ 620.40
EFT23254	19/12/2025	GLH PLUMBING AND GAS	\$ 2,643.81
EFT23255	19/12/2025	JAYLIN KITE	\$ 156.92
EFT23256	19/12/2025	BITUMEN DISTRIBUTORS PTY LTD	\$ 2,629.00
EFT23257	19/12/2025	HALSALL & ASSOCIATES PTY LTD	\$ 3,069.00
EFT23258	19/12/2025	INTEGRATED ICT (MARKET CREATIONS TECHNOLOGY PTY LTD)	\$ 968.00
EFT23259	19/12/2025	DIRK GERICKE	\$ 1,150.00
EFT23260	19/12/2025	GENE ROBERT HANNINGTON	\$ 900.00
EFT23261	19/12/2025	COLIN DAVID HASSELL	\$ 1,774.01
EFT23262	19/12/2025	REGIONAL MULCHING WA	\$ 91,300.00
EFT23263	19/12/2025	PAUL HUDD	\$ 40.00
EFT23264	19/12/2025	LUKE SMITH	\$ 60.00
EFT23265	19/12/2025	LINDA DAVEY	\$ 120.00
EFT23266	19/12/2025	DEAN GILMARTIN	\$ 60.00
EFT23267	19/12/2025	KERIN COSTELLO	\$ 90.00



Chq/EFT	Date	Name	Amount
EFT23268	19/12/2025	AUSTRALIAN COMMUNICATIONS AND MEDIA AUTHORITY	\$ 94.00
EFT23269	19/12/2025	BOLTS-R-US	\$ 72.64
EFT23270	19/12/2025	BARNES HYDRAULIC SERVICES	\$ 340.95
EFT23271	19/12/2025	ROBIN MCBRIDE BROWN	\$ 67.00
EFT23272	19/12/2025	AUSTRALIAN TAXATION OFFICE	\$ 25,186.00
EFT23273	19/12/2025	CIVIC LEGAL	\$ 5,035.80
EFT23274	19/12/2025	COOROW FUEL SUPPLY	\$ 25,083.24
EFT23275	19/12/2025	DONGARA TYREPOWER	\$ 3,441.20
EFT23276	19/12/2025	GERALDTON MOWER & REPAIR SPECIALIST	\$ 142.60
EFT23277	19/12/2025	LUHAN VAN DEN HEEVER	\$ 900.00
EFT23278	19/12/2025	I SWEEP TOWN & COUNTRY	\$ 7,132.50
EFT23279	19/12/2025	JURIEN BAY CONCRETE & EARTHWORKS PTY LTD	\$ 2,714.80
EFT23280	19/12/2025	DURWIN BRIAN MELBIN	\$ 900.00
EFT23281	19/12/2025	MAJOR MOTORS PTY LTD	\$ 179.61
EFT23282	19/12/2025	MAIN STREET HARDWARE COOROW	\$ 395.75
EFT23283	19/12/2025	RBC-RURAL	\$ 644.23
EFT23284	19/12/2025	SYNERGY	\$ 12,663.36
EFT23285	19/12/2025	SLING LIFT & RIGGING PTY LTD	\$ 572.00
EFT23286	19/12/2025	GUY CHARLES SIMS (COUNCIL PAYMENTS)	\$ 6,940.00
EFT23287	19/12/2025	TUDOR HOUSE	\$ 2,464.00
EFT23288	19/12/2025	TECHNIFIRE (BIRA ENTERPRISES PTY LTD)	\$ 154.00
EFT23289	19/12/2025	THINK WATER MIDWEST (BRAND ENTERPRISES WA PLY LTD)	\$ 748.95
EFT23290	19/12/2025	WA LOCAL GOVERNMENT ASSOCIATION (WALGA)	\$ 1,133.00
EFT23291	19/12/2025	WESTRAC EQUIPMENT	\$ 4,618.52
EFT23292	19/12/2025	WILLIAMS & SON	\$ 2,379.08
EFT23293	19/12/2025	WATER CORPORATION	\$ 12,706.70
EFT23294	19/12/2025	DEPARTMENT OF LOCAL GOVERNMENT, INDUSTRY REGULATION	\$ 929.56
EFT23295	19/12/2025	SHIRE OF COOROW	\$ 201.25
		<b>TOTAL EFT PAYMENTS</b>	<b>\$ 534,168.10</b>
DDEBIT	03/12/2025	PAYROLL	\$ 94,915.14
DDEBIT	17/12/2025	PAYROLL	\$ 96,144.30
DDEBIT	30/12/2025	PAYROLL	\$ 81,218.15
		<b>TOTAL PAYROLL PAYMENTS</b>	<b>\$ 272,277.59</b>
45	03/12/2025	FAMILY SHOPPING CENTRE ( KEENE & YULI ENTERPRISES PTY LTD )	\$ 260.00
46	03/12/2025	SHIRE OF COOROW	\$ 65.00
47	17/12/2025	FAMILY SHOPPING CENTRE ( KEENE & YULI ENTERPRISES PTY LTD )	\$ 260.00
48	17/12/2025	FAMILY SHOPPING CENTRE ( KEENE & YULI ENTERPRISES PTY LTD )	\$ 260.00
		<b>TOTAL CHEQUE PAYMENTS</b>	<b>\$ 845.00</b>
DD32589.1	01/12/2025	WA TREASURY CORPORATION	\$ 67,511.48
DD32753.1	01/12/2025	COMMONWEALTH BANK	\$ 16,503.67
DD32635.1	03/12/2025	DEPARTMENT OF PLANNING, LANDS & HERITAGE OPERATING	\$ 271.00
DD32658.1	11/12/2025	TELSTRA LIMITED (CORPORATION)	\$ 52.90
DD32591.1	17/12/2025	WA TREASURY CORPORATION	\$ 14,611.72
DD32756.1	30/12/2025	COMMONWEALTH BANK	\$ 8,742.15
		<b>TOTAL DIRECT DEBITS</b>	<b>\$ 107,692.92</b>

Chq/EFT	Date	Name	Amount
		TOTAL PAYMENTS	\$ 914,983.61

**11.2.2 LIST OF ACCOUNTS PAID USING TRANSACTION CARDS - DECEMBER 2025**

<b>Reporting Officer:</b>	<b>N Burley, Finance Officer - Accounts</b>
<b>Responsible Executive:</b>	<b>C Brown, Acting Deputy Chief Executive Officer</b>
<b>File Reference:</b>	<b>ADM0352</b>
<b>Disclosure of Interest:</b>	<b>Nil</b>
<b>Voting Requirement:</b>	<b>Simple Majority</b>

**COUNCIL'S ROLE:**

**Review:** When Council reviews decisions made by officers.

**REPORT PURPOSE**

To present the list of payments made by authorised employees using credit and fuel cards for the period of December 2025.

**BACKGROUND**

Regulation 13A of the *Local Government (Financial Management) Regulations 1996* requires a list of payments made using credit, debit or other purchasing cards to be presented to Council at the next ordinary meeting of Council after the list has been prepared. Regulations prescribe the information to be contained in the report.

Where appropriate, officers have been authorised to make payments using credit cards in accordance with the Corporate Credit Card Policy FIN-004. The CEO has also authorised all staff to use fuel cards assigned to Shire vehicles for purchasing of fuel to meet operational requirements. All staff are required to sign a fuel card agreement and act in accordance with said agreement. The list of payments made by authorised employees using transaction cards has been prepared for all payments made since the previous period reported.

**COMMENT**

Payments using credit and fuel cards for the Month of December 2025 is as per below.

<b>Payment Type</b>	<b>Reference/Description</b>	<b>Combined Total</b>
<b>Fuel Cards</b>	<b>EFT23188 – Motorpass</b>	<b>\$1,251.29</b>
<b>Fuel Cards</b>	<b>E23274 – Coorow Fuel</b>	<b>\$25,083.24</b>
<b>Credit Card</b>	<b>DD327553.1, DD32756.1 – Credit Cards</b>	<b>\$25,245.82</b>

Attachment 1 provides the detail required by legislation.

**STAKEHOLDER ENGAGEMENT**

Nil

**STATUTORY ENVIRONMENT**

*Local Government (Financial Management) Regulations 1996*

13A. Payments by employees via purchasing cards

**STRATEGIC IMPLICATIONS**

The list of transaction cards report has been prepared having regard to the Shire of Coorow's Integrated Strategic Plan 2022 -2032, adopted by Council.

STRATEGIC PRIORITIES	Outcome	Strategy
4. Civic Leadership Leadership that provides strategic direction for the community, supported by efficient and effective service delivery.	4.3 Skilled and well supported team	<ul style="list-style-type: none"> <li>External audits and reviews confirm compliance to ensure governance policies and procedures are in accordance with legislative requirements</li> </ul>

**POLICY IMPLICATIONS**

Nil

**FINANCIAL IMPLICATIONS**

Nil

**RISK IMPLICATIONS**

RISK	LIKELIHOOD	CONSEQUENCE	RISK ANALYSIS	MITIGATION
Legal & Compliance: In accordance with section 6.8 of the Local Government Act 1995, a local government is not to incur expenditure from	Rare	Minor	Low	Expenditure to only be incurred in accordance with budget parameters, which have been structured on financial viability and sustainability principles.

its municipal fund for an additional purpose except where the expenditure is authorised in advance by an absolute majority of Council.				This review process should help to ensure that payments are always made under the correct authority
--	--	--	--	---

**ATTACHMENTS****1. List of Accounts paid using Transaction Cards** [↓](#)**OFFICER RECOMMENDATION**

That Council receives the list of payments made using credit and fuel cards for the Month of December 2025 as listed in Attachment 1.

## List of Accounts paid using Transaction Cards - December 2025

CHEQUE/EFT	DATE	TRANSACTION	AMOUNT
<b>FUEL</b>			
EFT23188	11/12/2025	FUEL CARD #50261089 - CW0042	\$ 6.77
EFT23188	11/12/2025	FUEL CARD #52733754 - CW0051	\$ 6.77
EFT23188	11/12/2025	FUEL CARD #56733057 - CW0052	\$ 77.55
EFT23188	11/12/2025	FUEL CARD #56733057 - CW0052	\$ 0.83
EFT23188	11/12/2025	FUEL CARD #56733057 - CW0052	\$ 97.43
EFT23188	11/12/2025	FUEL CARD #56733057 - CW0052	\$ 0.83
EFT23188	11/12/2025	FUEL CARD #56733057 - CW0052	\$ 3.42
EFT23188	11/12/2025	FUEL CARD #56733057 - CW0052	\$ 213.78
EFT23188	11/12/2025	FUEL CARD #56733057 - CW0052	\$ 0.83
EFT23188	11/12/2025	FUEL CARD #56733057 - CW0052	\$ 3.71
EFT23188	11/12/2025	FUEL CARD #56733057 - CW0052	\$ 232.37
EFT23188	11/12/2025	FUEL CARD #56733057 - CW0052	\$ 0.83
EFT23188	11/12/2025	FUEL CARD #56733057 - CW0052	\$ 96.12
EFT23188	11/12/2025	FUEL CARD #56733057 - CW0052	\$ 0.83
EFT23188	11/12/2025	FUEL CARD #56733057 - CW0052	\$ 6.77
EFT23188	11/12/2025	FUEL CARD #61718853 - CW0044	\$ 6.77
EFT23188	11/12/2025	FUEL CARD #61718861 - CW0045	\$ 71.01
EFT23188	11/12/2025	FUEL CARD #61718861 - CW0045	\$ 0.83
EFT23188	11/12/2025	FUEL CARD #61718861 - CW0045	\$ 148.69
EFT23188	11/12/2025	FUEL CARD #61718861 - CW0045	\$ 30.62
EFT23188	11/12/2025	FUEL CARD #61718861 - CW0045	\$ 0.83
EFT23188	11/12/2025	FUEL CARD #61718861 - CW0045	\$ 1.24
EFT23188	11/12/2025	FUEL CARD #61718861 - CW0045	\$ 77.90
EFT23188	11/12/2025	FUEL CARD #61718861 - CW0045	\$ 0.83
EFT23188	11/12/2025	FUEL CARD #61718861 - CW0045	\$ 15.16
EFT23188	11/12/2025	FUEL CARD #61718861 - CW0045	\$ 0.83
EFT23188	11/12/2025	FUEL CARD #61718861 - CW0045	\$ 113.06
EFT23188	11/12/2025	FUEL CARD #61718861 - CW0045	\$ 0.83
EFT23188	11/12/2025	FUEL CARD #61718861 - CW0045	\$ 6.77
EFT23188	11/12/2025	FUEL CARD #62025605 - CW0043	\$ 6.77
EFT23188	11/12/2025	FUEL CARD #62025647 - CW0053	\$ 6.77
EFT23188	11/12/2025	FUEL CARD #61935002 - CW0038	\$ 6.77
EFT23188	11/12/2025	FUEL CARD #62361851 - CW0055	\$ 6.77
<b>TOTAL PAID TO MOTORPASS</b>			<b>\$ 1,251.29</b>
EFT23274	19/12/2025	DIESEL (66.69 LTRS) NOVEMBER 2025 - CW001	\$ 119.97
EFT23274	19/12/2025	DIESEL (63.69 LTRS) NOVEMBER 2025 - CW001	\$ 114.58
EFT23274	19/12/2025	DIESEL (68.70 LTRS) NOVEMBER 2025 - CW0023	\$ 123.59
EFT23274	19/12/2025	DIESEL (29.14 LTRS) NOVEMBER 2025 - CW0023	\$ 52.42
EFT23274	19/12/2025	DIESEL (67.21 LTRS) NOVEMBER 2025 - CW0023	\$ 120.91
EFT23274	19/12/2025	DIESEL (58.31 LTRS) NOVEMBER 2025 - CW0023	\$ 104.90
EFT23274	19/12/2025	DIESEL (48.59 LTRS) NOVEMBER 2025 - CW0023	\$ 87.41

CHEQUE/EFT	DATE	TRANSACTION	AMOUNT
EFT23274	19/12/2025	DIESEL (52.49 LTRS) NOVEMBER 2025 - CW0023	\$ 94.43
EFT23274	19/12/2025	DIESEL (47.88 LTRS) NOVEMBER 2025 - CW0023	\$ 86.14
EFT23274	19/12/2025	DIESEL (126.33 LTRS) NOVEMBER 2025 - CW3518	\$ 227.27
EFT23274	19/12/2025	DIESEL (118.11 LTRS) NOVEMBER 2025 - CW3518	\$ 212.48
EFT23274	19/12/2025	DIESEL (76.14 LTRS) NOVEMBER 2025 - CW3518	\$ 136.98
EFT23274	19/12/2025	DIESEL (164.18 LTRS) NOVEMBER 2025 - CW3518	\$ 295.36
EFT23274	19/12/2025	DIESEL (78.43 LTRS) NOVEMBER 2025 - CW3518	\$ 141.10
EFT23274	19/12/2025	DIESEL (65.85 LTRS) NOVEMBER 2025 - CW3518	\$ 118.46
EFT23274	19/12/2025	DIESEL (121.65 LTRS) NOVEMBER 2025 - CW3518	\$ 218.85
EFT23274	19/12/2025	DIESEL (125.16 LTRS) NOVEMBER 2025 - CW3518	\$ 225.16
EFT23274	19/12/2025	DIESEL (97.37 LTRS) NOVEMBER 2025 - CW3518	\$ 175.17
EFT23274	19/12/2025	DIESEL (79.74 LTRS) NOVEMBER 2025 - CW3518	\$ 143.45
EFT23274	19/12/2025	DIESEL (35.51 LTRS) NOVEMBER 2025 - CW002	\$ 63.88
EFT23274	19/12/2025	DIESEL (31.22 LTRS) NOVEMBER 2025 - CW002	\$ 56.17
EFT23274	19/12/2025	DIESEL (72.10 LTRS) NOVEMBER 2025 - CW002	\$ 129.71
EFT23274	19/12/2025	DIESEL (64.05 LTRS) NOVEMBER 2025 - CW002	\$ 115.23
EFT23274	19/12/2025	DIESEL (64.52 LTRS) NOVEMBER 2025 - CW002	\$ 116.07
EFT23274	19/12/2025	DIESEL (29.69 LTRS) NOVEMBER 2025 - CW002	\$ 53.41
EFT23274	19/12/2025	DIESEL (57.32 LTRS) NOVEMBER 2025 - CW002	\$ 103.12
EFT23274	19/12/2025	DIESEL (52.82 LTRS) NOVEMBER 2025 - CW002	\$ 95.02
EFT23274	19/12/2025	DIESEL (70.11 LTRS) NOVEMBER 2025 - CW002	\$ 126.13
EFT23274	19/12/2025	DIESEL (86.36 LTRS) NOVEMBER 2025 - CW00	\$ 155.36
EFT23274	19/12/2025	DIESEL (68.46 LTRS) NOVEMBER 2025 - CW00	\$ 123.16
EFT23274	19/12/2025	DIESEL (62.67 LTRS) NOVEMBER 2025 - CW00	\$ 112.74
EFT23274	19/12/2025	DIESEL (43.19 LTRS) NOVEMBER 2025 - CW00	\$ 77.70
EFT23274	19/12/2025	DIESEL (43.73 LTRS) NOVEMBER 2025 - CW00	\$ 78.67
EFT23274	19/12/2025	DIESEL (66.87 LTRS) NOVEMBER 2025 - CW003	\$ 120.30
EFT23274	19/12/2025	DIESEL (67.72 LTRS) NOVEMBER 2025 - CW003	\$ 121.83
EFT23274	19/12/2025	DIESEL (59.46 LTRS) NOVEMBER 2025 - CW003	\$ 106.97
EFT23274	19/12/2025	DIESEL (45.12 LTRS) NOVEMBER 2025 - CW003	\$ 81.17
EFT23274	19/12/2025	DIESEL (60.96 LTRS) NOVEMBER 2025 - CW003	\$ 109.67
EFT23274	19/12/2025	DIESEL (61.50 LTRS) NOVEMBER 2025 - CW003	\$ 110.63
EFT23274	19/12/2025	DIESEL (193.62 LTRS) NOVEMBER 2025 - TANKER CW0023	\$ 348.32
EFT23274	19/12/2025	DIESEL (201.44 LTRS) NOVEMBER 2025 - TANKER CW0023	\$ 362.39
EFT23274	19/12/2025	DIESEL (122.73 LTRS) NOVEMBER 2025 - TANKER CW0023	\$ 220.79
EFT23274	19/12/2025	DIESEL (199.71 LTRS) NOVEMBER 2025 - TANKER CW0023	\$ 359.28
EFT23274	19/12/2025	DIESEL (258.96 LTRS) NOVEMBER 2025 - TANKER CW0023	\$ 465.87
EFT23274	19/12/2025	DIESEL (278.78 LTRS) NOVEMBER 2025 - TANKER CW0023	\$ 501.53

CHEQUE/EFT	DATE	TRANSACTION	AMOUNT
EFT23274	19/12/2025	DIESEL (256.48 LTRS) NOVEMBER 2025 - TANKER CW0023	\$ 461.41
EFT23274	19/12/2025	DIESEL (387.28 LTRS) NOVEMBER 2025 - TANKER CW0023	\$ 696.72
EFT23274	19/12/2025	DIESEL (322.46 LTRS) NOVEMBER 2025 - TANKER CW0023	\$ 580.11
EFT23274	19/12/2025	DIESEL (405.96 LTRS) NOVEMBER 2025 - TANKER CW0023	\$ 730.32
EFT23274	19/12/2025	DIESEL (230.59 LTRS) NOVEMBER 2025 - TANKER CW0023	\$ 414.83
EFT23274	19/12/2025	DIESEL (341.95 LTRS) NOVEMBER 2025 - TANKER CW0023	\$ 615.17
EFT23274	19/12/2025	DIESEL (288.41 LTRS) NOVEMBER 2025 - TANKER CW0023	\$ 518.85
EFT23274	19/12/2025	DIESEL (381.09 LTRS) NOVEMBER 2025 - TANKER CW0023	\$ 685.58
EFT23274	19/12/2025	DIESEL (89.23 LTRS) NOVEMBER 2025 - TANKER CW0023	\$ 160.52
EFT23274	19/12/2025	DIESEL (288.45 LTRS) NOVEMBER 2025 - CW005	\$ 518.92
EFT23274	19/12/2025	DIESEL (289.05 LTRS) NOVEMBER 2025 - CW005	\$ 520.00
EFT23274	19/12/2025	DIESEL (316.56 LTRS) NOVEMBER 2025 - CW005	\$ 569.49
EFT23274	19/12/2025	DIESEL (188.29 LTRS) NOVEMBER 2025 - CW005	\$ 338.73
EFT23274	19/12/2025	DIESEL (207.84 LTRS) NOVEMBER 2025 - CW005	\$ 373.90
EFT23274	19/12/2025	DIESEL (208.67 LTRS) NOVEMBER 2025 - CW005	\$ 375.40
EFT23274	19/12/2025	DIESEL (208.67 LTRS) NOVEMBER 2025 - CW005	\$ 371.06
EFT23274	19/12/2025	DIESEL (158.76 LTRS) NOVEMBER 2025 - CW005	\$ 285.61
EFT23274	19/12/2025	DIESEL (218.43 LTRS) NOVEMBER 2025 - CW005	\$ 392.96
EFT23274	19/12/2025	DIESEL (129.21 LTRS) NOVEMBER 2025 - CW3505	\$ 232.49
EFT23274	19/12/2025	DIESEL (74.86 LTRS) NOVEMBER 2025 - CW3505	\$ 134.67
EFT23274	19/12/2025	DIESEL (109.63 LTRS) NOVEMBER 2025 - CW3505	\$ 197.23
EFT23274	19/12/2025	DIESEL (51.48 LTRS) NOVEMBER 2025 - CW3505	\$ 92.61
EFT23274	19/12/2025	DIESEL (105.90 LTRS) NOVEMBER 2025 - CW3505	\$ 190.51
EFT23274	19/12/2025	DIESEL (257.26 LTRS) NOVEMBER 2025 - CW0010	\$ 462.81
EFT23274	19/12/2025	DIESEL (230.01 LTRS) NOVEMBER 2025 - TANKER CW3315	\$ 413.79
EFT23274	19/12/2025	DIESEL (80.06 LTRS) NOVEMBER 2025 - TANKER CW3315	\$ 144.03
EFT23274	19/12/2025	DIESEL (400.05 LTRS) NOVEMBER 2025 - TANKER CW3315	\$ 719.69
EFT23274	19/12/2025	DIESEL (370.07 LTRS) NOVEMBER 2025 - TANKER CW3315	\$ 665.76
EFT23274	19/12/2025	DIESEL (350.00 LTRS) NOVEMBER 2025 - TANKER CW3315	\$ 629.65
EFT23274	19/12/2025	DIESEL (400.01 LTRS) NOVEMBER 2025 - TANKER CW3315	\$ 719.62



CHEQUE/EFT	DATE	TRANSACTION	AMOUNT
EFT23274	19/12/2025	DIESEL (400.01 LTRS) NOVEMBER 2025 - TANKER CW3315	\$ 593.74
EFT23274	19/12/2025	DIESEL (213.89 LTRS) NOVEMBER 2025 - TANKER CW3315	\$ 384.78
EFT23274	19/12/2025	DIESEL (249.35 LTRS) NOVEMBER 2025 - TANKER CW3315	\$ 448.58
EFT23274	19/12/2025	DIESEL (251.70 LTRS) NOVEMBER 2025 - CW004	\$ 452.81
EFT23274	19/12/2025	DIESEL (324.86 LTRS) NOVEMBER 2025 - CW004	\$ 584.42
EFT23274	19/12/2025	DIESEL (275.84 LTRS) NOVEMBER 2025 - CW004	\$ 496.23
EFT23274	19/12/2025	DIESEL (45.69 LTRS) NOVEMBER 2025 - CW3457	\$ 82.20
EFT23274	19/12/2025	DIESEL (60.01 LTRS) NOVEMBER 2025 - CW3457	\$ 107.96
EFT23274	19/12/2025	DIESEL (22.66 LTRS) NOVEMBER 2025 - CW3457	\$ 40.76
EFT23274	19/12/2025	DIESEL (56.34 LTRS) NOVEMBER 2025 - CW3457	\$ 101.36
EFT23274	19/12/2025	DIESEL (48.50 LTRS) NOVEMBER 2025 - 1HRA919	\$ 87.25
EFT23274	19/12/2025	DIESEL (52.89 LTRS) NOVEMBER 2025 - 1HRA919	\$ 95.15
EFT23274	19/12/2025	DIESEL (32.30 LTRS) NOVEMBER 2025 - 1HRA919	\$ 58.12
EFT23274	19/12/2025	DIESEL (25.23 LTRS) NOVEMBER 2025 - 1HRA919	\$ 45.39
EFT23274	19/12/2025	DIESEL (57.82 LTRS) NOVEMBER 2025 - 1HRA919	\$ 104.02
EFT23274	19/12/2025	DIESEL (28.86 LTRS) NOVEMBER 2025 - 1HRA919	\$ 51.92
EFT23274	19/12/2025	DIESEL (50.13 LTRS) NOVEMBER 2025 - 1HRA919	\$ 90.18
EFT23274	19/12/2025	DIESEL (40.79 LTRS) NOVEMBER 2025 - CW0017	\$ 73.38
EFT23274	19/12/2025	DIESEL (28.28 LTRS) NOVEMBER 2025 - CW0017	\$ 50.87
EFT23274	19/12/2025	DIESEL (53.08 LTRS) NOVEMBER 2025 - CW0017	\$ 95.49
EFT23274	19/12/2025	DIESEL (29.43 LTRS) NOVEMBER 2025 - CW0017	\$ 52.94
EFT23274	19/12/2025	DIESEL (38.57 LTRS) NOVEMBER 2025 - CW0017	\$ 69.38
EFT23274	19/12/2025	DIESEL (32.23 LTRS) NOVEMBER 2025 - CW0017	\$ 57.98
EFT23274	19/12/2025	DIESEL (62.93 LTRS) NOVEMBER 2025 - CW0017	\$ 113.21
EFT23274	19/12/2025	DIESEL (38.04 LTRS) NOVEMBER 2025 - CW0017	\$ 68.43
EFT23274	19/12/2025	DIESEL (45.30 LTRS) NOVEMBER 2025 - CW0017	\$ 81.49
EFT23274	19/12/2025	DIESEL (56.04 LTRS) NOVEMBER 2025 - CW3315	\$ 100.81
EFT23274	19/12/2025	DIESEL (40.27 LTRS) NOVEMBER 2025 - CW3315	\$ 72.44
EFT23274	19/12/2025	DIESEL (53.23 LTRS) NOVEMBER 2025 - CW3315	\$ 95.76
		<b>TOTAL PAID COOROW FUEL</b>	<b>\$ 25,083.24</b>
<b>CREDIT CARDS</b>			
DD32753.1	1/12/2025	MCCEO - BP KALBARRI	\$ 156.00
DD32753.1	1/12/2025	MCCEO - CALTEX GLENFIELD	\$ 150.00
DD32753.1	1/12/2025	MCCEO - CPP ROE STREET	\$ 6.06
DD32753.1	1/12/2025	MCCEO - WILSON PARKING	\$ 14.19
DD32753.1	1/12/2025	MCCEO - CROWN METROPOL	\$ 910.35
DD32753.1	1/12/2025	MCCEO - CROWN METROPOL	\$ 910.35
DD32753.1	1/12/2025	MCCEO - DARREN'S SMALL BAR	\$ 62.00
DD32753.1	1/12/2025	MCCEO - APPLE.COM/BILL	\$ 1.49
DD32753.1	1/12/2025	MCCEO - CROWN METROPOL	\$ 227.59
DD32753.1	1/12/2025	MCCEO - STARLINK	\$ 3.99
DD32753.1	1/12/2025	MCCEO - STARLINK	\$ 147.50

CHEQUE/EFT	DATE	TRANSACTION	AMOUNT
DD32753.1	1/12/2025	MCCEO - OFFICEWORKS	\$ 1,466.00
DD32753.1	1/12/2025	MCCEO - QUEST INNALOO	\$ 1,907.28
DD32753.1	1/12/2025	MCCEO - AMPOL FOODERY JURIEN BAY	\$ 154.32
DD32753.1	1/12/2025	MCCEO - BUNNINGS	\$ 144.00
DD32753.1	1/12/2025	MCCEO - BUNNINGS	-\$ 43.80
DD32753.1	1/12/2025	MCCEO - BP MINGENEW	\$ 150.00
DD32753.1	1/12/2025	MCCEO - LEEMAN FISH & CHIPS	\$ 208.00
DD32753.1	1/12/2025	MCCEO - TELSTRA	\$ 39.00
DD32753.1	1/12/2025	MCCEO - TELSTRA	\$ 39.00
DD32753.1	1/12/2025	MCCEO - TELSTRA	\$ 39.00
DD32753.1	1/12/2025	MCCEO - HALFWAY MILL ROADHOUSE	\$ 165.00
DD32753.1	1/12/2025	MCCEO - AUSTRALIAN TAXATION OFFICE	\$ 1,339.89
DD32753.1	1/12/2025	MCCEO - BP KALBARRI	\$ 155.00
DD32753.1	1/12/2025	MCCEO - CANVA	\$ 367.99
DD32753.1	1/12/2025	MCCEO - STARLINK	\$ 620.50
DD32753.1	1/12/2025	MCDCEO - TOTAL TOOLS ONLINE	\$ 299.00
DD32753.1	1/12/2025	MCDCEO - JURIEN BAY MEDICAL	\$ 192.50
DD32753.1	1/12/2025	MCDCEO - HALFWAY MILL ROADHOUSE	\$ 175.79
DD32753.1	1/12/2025	MCDCEO - CHATGPT	\$ 33.69
DD32753.1	1/12/2025	MCDCEO - CHATGPT	\$ 0.84
DD32753.1	1/12/2025	MCDCEO - TELSTRA	\$ 350.00
DD32753.1	1/12/2025	MCDCEO - APPLE.COM/BILL	\$ 4.49
DD32753.1	1/12/2025	MCDCEO - AUSPOST MAIL REDIRECT	\$ 77.00
DD32753.1	1/12/2025	MCDCEO - AUSPOST MAIL REDIRECT	\$ 77.00
DD32753.1	1/12/2025	MCDCEO - CROWN TOWERS PERTH	\$ 1,183.46
DD32753.1	1/12/2025	MCDCEO - CROWN TOWERS PERTH	\$ 516.98
DD32753.1	1/12/2025	MCDCEO - CROWN TOWERS PERTH	\$ 305.47
DD32753.1	1/12/2025	MCDCEO - CROWN TOWERS PERTH	-\$ 1,183.46
DD32753.1	1/12/2025	MCDCEO - CROWN TOWERS PERTH	-\$ 80.92
DD32753.1	1/12/2025	MCMWS - DEPARTMENT OF TRANSPORT	\$ 47.70
DD32753.1	1/12/2025	MCMWS - SOUTHERN CROSS BROADBAND	\$ 257.00
DD32753.1	1/12/2025	MCMWS - DEPARTMENT OF TRANSPORT	\$ 19.40
DD32753.1	1/12/2025	MCMWS - INVARION RAPID PLAN	\$ 830.50
DD32753.1	1/12/2025	MCMWS - MAIL CHIMP	\$ 31.02
DD32753.1	1/12/2025	MCMWS - BUNNINGS	\$ 1,634.71
DD32753.1	1/12/2025	MCMWS - CUMMINS	\$ 1,648.67
DD32753.1	1/12/2025	MCMWS - AUSTRALIA POST	\$ 722.64
DD32753.1	1/12/2025	MCMWS - APPLE.COM/BILL	\$ 1.49
DD32753.1	1/12/2025	MCMWS - CELLCAST	\$ 18.00
DD32756.1	30/12/2025	MCCEO - TELSTRA	-\$ 39.00
DD32756.1	30/12/2025	MCCEO - TELSTRA	-\$ 39.00
DD32756.1	30/12/2025	MCCEO - TELSTRA	-\$ 39.00
DD32756.1	30/12/2025	MCCEO - CALTEX GLENFIELD	\$ 130.00
DD32756.1	30/12/2025	MCCEO - BP KALBARRI	\$ 141.02
DD32756.1	30/12/2025	MCCEO - BP KALBARRI	\$ 94.01

CHEQUE/EFT	DATE	TRANSACTION	AMOUNT
DD32756.1	30/12/2025	MCCEO - AUSTRALIA POST	\$ 43.90
DD32756.1	30/12/2025	MCCEO - DEPARTMENT OF HOME AFFAIRS	\$ 1,145.82
DD32756.1	30/12/2025	MCCEO - RED EARTH MIGRATION	\$ 112.09
DD32756.1	30/12/2025	MCCEO - SOUTHERN CROSS BROADBAND	\$ 257.00
DD32756.1	30/12/2025	MCCEO - AMPOL FOODERY DAWESVILLE	\$ 99.06
DD32756.1	30/12/2025	MCCEO - CALTEX GLENFIELD	\$ 134.82
DD32756.1	30/12/2025	MCMWS - CELLCAST	\$ 40.84
DD32756.1	30/12/2025	MCMWS - CELLCAST	\$ 170.61
DD32756.1	30/12/2025	MCMWS - SOUTHERN CROSS BROADBAND	\$ 347.00
DD32756.1	30/12/2025	MCMWS - STAYZ PTY LTD	\$ 800.00
DD32756.1	30/12/2025	MCMWS - QUEST INNALOO	\$ 620.58
DD32756.1	30/12/2025	MCMWS - O'BRIEN	\$ 1,789.56
DD32756.1	30/12/2025	MCMWS - DEPARTMENT OF TRANSPORT	\$ 52.10
DD32756.1	30/12/2025	MCMWS - THE GALLERY SYSTEM AUSTRALIA	\$ 1,123.50
DD32756.1	30/12/2025	MCMWS - STAYZ PTY LTD	\$ 800.00
DD32756.1	30/12/2025	MCMWS - CELLCAST	\$ 638.08
DD32756.1	30/12/2025	MCMWS - NESPRESSO	\$ 147.50
DD32756.1	30/12/2025	MCMWS - STARLINK	\$ 42.34
DD32756.1	30/12/2025	MCMWS - STARLINK	\$ 107.50
DD32756.1	30/12/2025	MCMWS - STARLINK	\$ 2.33
DD32756.1	30/12/2025	MCMWS - APPLE.COM/BILL	\$ 1.49
DD32756.1	30/12/2025	MCMWS - CELLCAST	\$ 18.00
<b>TOTAL PAID TO COMMONWEALTH</b>			<b>\$ 25,245.82</b>













**11.2.3 LIST OF PAYMENTS MADE FROM THE MUNICIPAL FUND FOR THE MONTH OF JANUARY 2026**

**Reporting Officer:** N Burley, Finance Officer - Accounts  
**Responsible Executive:** M Maxfield, Chief Executive Officer  
**File Reference:** ADM0652  
**Disclosure of Interest:** Nil  
**Voting Requirement:** Simple Majority

**COUNCIL'S ROLE:**

**Review:** When Council reviews decisions made by officers.

**REPORT PURPOSE**

For Council to accept the list of accounts paid since the last list was prepared.

**BACKGROUND**

The Chief Executive Officer has been delegated authority to make payments from the Municipal account. The Local Government (Financial Management) Regulations 1996 require a list of payments made under delegated authority to be prepared each month and presented to the next ordinary meeting of Council following the preparation of the list.

**COMMENT**

The list has been prepared showing payments made under delegation during the month of January 2026.

**STAKEHOLDER ENGAGEMENT**

Nil

**STATUTORY ENVIRONMENT**

*Local Government (Financial Management) Regulations 1996*  
*-s13 List of accounts*

**STRATEGIC IMPLICATIONS**

STRATEGIC PRIORITIES	Outcome	Strategy
4. Civic Leadership Leadership that provides strategic direction for the community, supported by	4.3 Skilled and well supported team	<ul style="list-style-type: none"> <li>External audits and reviews confirm compliance to ensure governance policies and procedures are in</li> </ul>

efficient and effective service delivery.		accordance with legislative requirements
---	--	--

**POLICY IMPLICATIONS**

Nil

**FINANCIAL IMPLICATIONS**

Nil

**RISK IMPLICATIONS**

RISK	LIKELIHOOD	CONSEQUENCE	RISK ANALYSIS	MITIGATION
<p>Legal &amp; Compliance:</p> <p>In accordance with section 6.8 of the Local Government Act 1995, a local government is not to incur expenditure from its municipal fund for an additional purpose except where the expenditure is authorised in advance by an absolute majority of Council.</p>	Rare	Minor	Low	<p>Expenditure to only be incurred in accordance with budget parameters, which have been structured on financial viability and sustainability principles.</p> <p>This review process should help to ensure that payments are always made under the correct authority</p>

## ATTACHMENTS

1. List of Accounts January 2026 [↓](#)**OFFICER RECOMMENDATION**

That Council notes

1. That the list of accounts paid under delegated authority for the month of January 2026 as presented be accepted.

<b>EFTs</b>	<b><u>EFT23296 – EFT23396, 12</u></b>	<b>\$741,130.79</b>
<b>Cheques</b>	<b>49 - 52</b>	<b>\$674.67</b>
<b>Payroll DD's</b>	<b>14/01/2026, 28/01/2026</b>	<b>\$171,544.42</b>
<b>Direct Debits</b>	<b>DD32761.1, DD32761.2, DD32769.1</b>	<b>\$20,673.76</b>
	<b>TOTAL</b>	<b>\$934,023.64</b>

## List of Accounts paid from Municipal Funds - January 2026

Chq/EFT	Date	Name	Amount
EFT23296	13/01/2026	CORSIGN WA PTY LTD	\$ 207.63
EFT23297	13/01/2026	TEAM GLOBAL EXPRESS PTY LTD (TOLL)	\$ 659.85
EFT23298	13/01/2026	MOTORPASS	\$ 1,663.28
EFT23299	13/01/2026	JLT RISK SOLUTIONS PTY LTD (LGIS )	\$ 6,568.10
EFT23300	13/01/2026	MAXIMUM IMPACT	\$ 137.50
EFT23301	13/01/2026	FEGAN BUILDING SURVEYING	\$ 990.00
EFT23302	13/01/2026	WA CONTRACT RANGER SERVICES PTY LTD	\$ 9,979.75
EFT23303	13/01/2026	JURIEN BAY MEDICAL CENTRE	\$ 148.50
EFT23304	13/01/2026	GLH PLUMBING AND GAS	\$ 1,746.91
EFT23305	13/01/2026	FILTERS PLUS WA	\$ 537.92
EFT23306	13/01/2026	SETTLEWEST PTY LTD	\$ 2,223.28
EFT23307	13/01/2026	JOHNATHAN GIBSON	\$ 10.55
EFT23308	13/01/2026	QHSE INTEGRATED SOLUTIONS PTY LTD (T/A SKYTRUST)	\$ 493.90
EFT23309	13/01/2026	FAMILY SHOPPING CENTRE - KEENE & YULI ENTERPRISES PTY LTD	\$ 835.11
EFT23310	13/01/2026	AUSTRALIA POST LPO CW - KEENE & YULI ENTERPRISES PTY LTD	\$ 302.17
EFT23311	13/01/2026	HALSALL & ASSOCIATES PTY LTD	\$ 1,732.50
EFT23312	13/01/2026	INTEGRATED ICT (MARKET CREATIONS TECHNOLOGY PTY LTD)	\$ 13,525.09
EFT23313	13/01/2026	KATHRYN HART	\$ 180.00
EFT23314	13/01/2026	JOHN MICHAEL ANDRETICH	\$ 2,267.61
EFT23315	13/01/2026	DEBRA HEADLEY	\$ 140.00
EFT23316	13/01/2026	RAMON VITRANO	\$ 75.00
EFT23317	13/01/2026	MAGNUS NIELSON	\$ 75.00
EFT23318	13/01/2026	DEPARTMENT OF HUMAN SERVICES (CHILD SUPPORT AGENCY)	\$ 373.62
EFT23319	13/01/2026	AVON WASTE	\$ 36,326.39
EFT23320	13/01/2026	DEPARTMENT OF LOCAL GOVERNMENT, INDUSTRY REGULATION AND SAFETY (BSL)	\$ 1,043.09
EFT23321	13/01/2026	BUNNINGS	\$ 273.47
EFT23322	13/01/2026	BOC GASES	\$ 53.78
EFT23323	13/01/2026	BEAN KL	\$ 219.94
EFT23324	13/01/2026	TUTT BRYANT EQUIPMENT	\$ 189.70
EFT23325	13/01/2026	COOROW COMMUNITY RESOURCE CENTRE	\$ 788.00
EFT23326	13/01/2026	CUTTING EDGES EQUIPMENT PARTS	\$ 1,251.66
EFT23327	13/01/2026	CHEFMASTER	\$ 304.89
EFT23328	13/01/2026	COOROW FUEL SUPPLY	\$ 16,631.53
EFT23329	13/01/2026	ENEABBA SMASH REPAIRS	\$ 968.00
EFT23330	13/01/2026	GERALDTON MOWER & REPAIR SPECIALIST	\$ 480.00
EFT23331	13/01/2026	GREEN HEAD SPORTING CLUB INC	\$ 667.27
EFT23332	13/01/2026	LEEMAN GREEN HEAD COMMUNITY RESOURCE CENTRE	\$ 500.00
EFT23333	13/01/2026	MAJOR MOTORS PTY LTD	\$ 879.23
EFT23334	13/01/2026	MAIN STREET HARDWARE COOROW	\$ 161.32
EFT23335	13/01/2026	MARKETFORCE PTY LTD ( OMNICOM MEDIA GROUP AUSTRALIA PTY LTD)	\$ 468.17
EFT23336	13/01/2026	NOVUS AUTOGLASS MIDWEST (INGHAM WAY PTY LTD)	\$ 1,826.00

Chq/EFT	Date	Name	Amount
EFT23337	13/01/2026	NORTH MIDLANDS MOTORS (BM & HC MECHANICAL PTY LTD)	\$ 559.54
EFT23338	13/01/2026	OFFICEWORKS BUSINESS DIRECT	\$ 373.11
EFT23339	13/01/2026	QUANTOCK S & L ELECTRICS	\$ 12,012.88
EFT23340	13/01/2026	RICOH FINANCE	\$ 421.86
EFT23341	13/01/2026	SHIRE OF COOROW	\$ 20.00
EFT23342	13/01/2026	SYNERGY	\$ 14,733.77
EFT23343	13/01/2026	TELSTRA LIMITED (CORPORATION)	\$ 2,308.49
EFT23344	13/01/2026	TOTALLY WORKWEAR GERALDTON	\$ 187.56
EFT23345	13/01/2026	WESTRAC EQUIPMENT	\$ 5,075.24
EFT23346	13/01/2026	WINCHESTER INDUSTRIES	\$ 49,311.35
EFT23347	13/01/2026	WATER CORPORATION	\$ 2,201.77
EFT23348	23/01/2026	CORSIGN WA PTY LTD	\$ 517.00
EFT23349	23/01/2026	ELDERS RURAL SERVICES AUSTRALIA LTD	\$ 555.50
EFT23350	23/01/2026	TEAM GLOBAL EXPRESS PTY LTD (TOLL)	\$ 139.69
EFT23351	23/01/2026	NAPA AUTO PARTS	\$ 1,108.86
EFT23352	23/01/2026	BRANDWORX	\$ 204.82
EFT23353	23/01/2026	J & K HOPKINS	\$ 239.00
EFT23354	23/01/2026	ALLMARK & ASSOCIATES PTY LTD	\$ 261.25
EFT23355	23/01/2026	FEGAN BUILDING SURVEYING	\$ 990.00
EFT23356	23/01/2026	WA CONTRACT RANGER SERVICES PTY LTD	\$ 9,248.25
EFT23357	23/01/2026	SCINTEX	\$ 39.00
EFT23358	23/01/2026	JENKIN MANUFACTURING	\$ 47,228.50
EFT23359	23/01/2026	JURIEN BAY MEDICAL CENTRE	\$ 44.00
EFT23360	23/01/2026	GLH PLUMBING AND GAS	\$ 3,531.94
EFT23361	23/01/2026	SETTLEWEST PTY LTD	\$ 343,534.70
EFT23362	23/01/2026	DAIMLER TRUCKS PERTH (GERALDINE NOMINEES P/L ATF THE BELMONT UNIT TRUST T/AS	\$ 2,670.51
EFT23363	23/01/2026	JORJA DOHNT	\$ 356.00
EFT23364	23/01/2026	HALSALL & ASSOCIATES PTY LTD	\$ 4,290.00
EFT23365	23/01/2026	HEATLEYS SALES PTY LTD	\$ 314.04
EFT23366	23/01/2026	AQUATIC SERVICES WA PTY LTD	\$ 5,942.11
EFT23367	23/01/2026	DYLAN SCOTT	\$ 69.91
EFT23368	23/01/2026	ALBERTO COMITO	\$ 989.50
EFT23369	23/01/2026	BLACKWOODS ATKINS	\$ 662.55
EFT23370	23/01/2026	BEAN KL	\$ 593.45
EFT23371	23/01/2026	ROBIN MCBRIDE BROWN	\$ 178.12
EFT23372	23/01/2026	AUSTRALIAN TAXATION OFFICE	\$ 44,422.00
EFT23373	23/01/2026	CIVIC LEGAL	\$ 8,419.62
EFT23374	23/01/2026	DONGARA TYREPOWER	\$ 470.25
EFT23375	23/01/2026	DEPARTMENT OF FIRE & EMERGENCY SERVICES	\$ 39,009.60
EFT23376	23/01/2026	JP & TC INVESTMENTS PTY LTD (GREEN HEAD GENERAL STORE)	\$ 273.09
EFT23377	23/01/2026	HERSEY'S SAFETY PTY LTD	\$ 627.00
EFT23378	23/01/2026	HITACHI CONSTRUCTION MACHINERY (AUSTRALIA) PTY LTD	\$ 1,949.78
EFT23379	23/01/2026	HALFWAY MILL ROADHOUSE	\$ 1,478.85
EFT23380	23/01/2026	HOUSING AUTHORITY	\$ 3,122.00

Chq/EFT	Date	Name	Amount
EFT23381	23/01/2026	NUTRIEN AG SOLUTIONS LTD	\$ 4,124.02
EFT23382	23/01/2026	LEEMAN COUNTRY & SPORTING CLUB INC (SPORTS ACCOUNT)	\$ 251.50
EFT23383	23/01/2026	METROCOUNT	\$ 2,010.80
EFT23384	23/01/2026	MCDONALDS WHOLESALERS (BDP DISTRIBUTION PTY LTD)	\$ 972.95
EFT23385	23/01/2026	MCLEODS	\$ 192.50
EFT23386	23/01/2026	METAL ARTWORK CREATIONS (D & L STUDIO PTY LTD T/A)	\$ 60.50
EFT23387	23/01/2026	MAIN STREET HARDWARE COOROW	\$ 320.65
EFT23388	23/01/2026	OFFICEWORKS BUSINESS DIRECT	\$ 378.19
EFT23389	23/01/2026	QUANTOCK S & L ELECTRICS	\$ 990.00
EFT23390	23/01/2026	RBC-RURAL	\$ 268.43
EFT23391	23/01/2026	SYNERGY	\$ 8,847.03
EFT23392	23/01/2026	TECHNIFIRE (BIRA ENTERPRISES PTY LTD)	\$ 1,129.48
EFT23393	23/01/2026	THINK WATER MIDWEST (BRAND ENTERPRISES WA PLY LTD)	\$ 102.30
EFT23394	23/01/2026	WESTRAC EQUIPMENT	\$ 1,558.57
EFT23395	28/01/2026	JOHNATHAN GIBSON	\$ 47.16
EFT23396	28/01/2026	DEPARTMENT OF HUMAN SERVICES (CHILD SUPPORT AGENCY)	\$ 824.54
12	07/01/2026	BOND ADMINISTRATOR - DEPARTMENT OF MINES, INDUSTRY REGULATION AND SAFETY	\$ 460.00
		<b>TOTAL EFT PAYMENTS</b>	<b>\$ 741,130.79</b>
DDEBIT	14/01/2026	PAYROLL	\$ 82,309.99
DDEBIT	28/01/2026	PAYROLL	\$ 89,234.43
		<b>TOTAL PAYROLL PAYMENTS</b>	<b>\$ 171,544.42</b>
49	14/01/2026	FAMILY SHOPPING CENTRE - KEENE & YULI ENTERPRISES PTY LTD	\$ 260.00
50	14/01/2026	SHIRE OF COOROW	\$ 62.00
51	28/01/2026	FAMILY SHOPPING CENTRE - KEENE & YULI ENTERPRISES PTY LTD	\$ 270.00
52	28/01/2026	SHIRE OF COOROW	\$ 82.67
		<b>TOTAL CHEQUE PAYMENTS</b>	<b>\$ 674.67</b>
DD32761.1	02/01/2026	TELSTRA LIMITED (CORPORATION)	\$ 76.20
DD32761.2	11/01/2026	TELSTRA LIMITED (CORPORATION)	\$ 52.90
DD32769.1	23/01/2026	WA TREASURY CORPORATION	\$ 20,544.66
		<b>TOTAL DIRECT DEBITS</b>	<b>\$ 20,673.76</b>
		<b>TOTAL PAYMENTS</b>	<b>\$ 934,023.64</b>

**11.2.4 LIST OF ACCOUNTS PAID USING TRANSACTION CARDS - JANUARY 2026**

<b>Reporting Officer:</b>	<b>N Burley, Finance Officer - Accounts</b>
<b>Responsible Executive:</b>	<b>C Brown, Acting Deputy Chief Executive Officer</b>
<b>File Reference:</b>	<b>ADM0352</b>
<b>Disclosure of Interest:</b>	<b>Nil</b>
<b>Voting Requirement:</b>	<b>Simple Majority</b>

**COUNCIL'S ROLE:**

**Review:** When Council reviews decisions made by officers.

**REPORT PURPOSE**

To present the list of payments made by authorised employees using credit and fuel cards for the period of January 2026.

**BACKGROUND**

Regulation 13A of the *Local Government (Financial Management) Regulations 1996* requires a list of payments made using credit, debit or other purchasing cards to be presented to Council at the next ordinary meeting of Council after the list has been prepared. Regulations prescribe the information to be contained in the report.

Where appropriate, officers have been authorised to make payments using credit cards in accordance with the Corporate Credit Card Policy FIN-004. The CEO has also authorised all staff to use fuel cards assigned to Shire vehicles for purchasing of fuel to meet operational requirements. All staff are required to sign a fuel card agreement and act in accordance with said agreement. The list of payments made by authorised employees using transaction cards has been prepared for all payments made since the previous period reported.

**COMMENT**

Payments using credit and fuel cards for the Month of January 2026 is as per below.

<b>Payment Type</b>	<b>Reference/Description</b>	<b>Combined Total</b>
<b>Fuel Cards</b>	<b>EFT23298 – Motorpass</b>	<b>\$1663.28</b>
<b>Fuel Cards</b>	<b>EFT23328 – Coorow Fuel</b>	<b>\$16,631.53</b>
<b>Credit Card</b>	<b>Nil – Credit Cards</b>	<b>0.0</b>

Attachment 1 provides the detail required by legislation.

**STAKEHOLDER ENGAGEMENT**

Nil

**STATUTORY ENVIRONMENT**

*Local Government (Financial Management) Regulations 1996*

13A. Payments by employees via purchasing cards

**STRATEGIC IMPLICATIONS**

The list of transaction cards report has been prepared having regard to the Shire of Coorow's Integrated Strategic Plan 2022 -2032, adopted by Council.

STRATEGIC PRIORITIES	Outcome	Strategy
4. Civic Leadership Leadership that provides strategic direction for the community, supported by efficient and effective service delivery.	4.3 Skilled and well supported team	<ul style="list-style-type: none"> <li>External audits and reviews confirm compliance to ensure governance policies and procedures are in accordance with legislative requirements</li> </ul>

**POLICY IMPLICATIONS**

Nil

**FINANCIAL IMPLICATIONS**

Nil

**RISK IMPLICATIONS**

RISK	LIKELIHOOD	CONSEQUENCE	RISK ANALYSIS	MITIGATION
Legal & Compliance: In accordance with section 6.8 of the Local Government Act 1995, a local government is not to incur expenditure from	Rare	Minor	Low	Expenditure to only be incurred in accordance with budget parameters, which have been structured on financial viability and sustainability principles.



its municipal fund for an additional purpose except where the expenditure is authorised in advance by an absolute majority of Council.				This review process should help to ensure that payments are always made under the correct authority
--	--	--	--	---

**ATTACHMENTS****1. List of Accounts Paid using Transaction Cards January 2026** [↓](#)**OFFICER RECOMMENDATION**

That Council receives the list of payments made using credit and fuel cards for the Month of January 2026 as listed in Attachment 1.

## List of Accounts paid using Transaction Cards - January 2026

CHEQUE/EFT	DATE	TRANSACTION	AMOUNT
<b>FUEL</b>			
EFT23298	13/01/2025	FUEL CARD #50261089 - CW0042	\$ 6.77
EFT23298	13/01/2025	FUEL CARD #52733754 - CW0051	\$ 6.77
EFT23298	13/01/2025	FUEL CARD #56733057 - CW0052	\$ 190.35
EFT23298	13/01/2025	FUEL CARD #56733057 - CW0052	\$ 0.83
EFT23298	13/01/2025	FUEL CARD #56733057 - CW0052	\$ 220.85
EFT23298	13/01/2025	FUEL CARD #56733057 - CW0052	\$ 0.83
EFT23298	13/01/2025	FUEL CARD #56733057 - CW0052	\$ 79.10
EFT23298	13/01/2025	FUEL CARD #56733057 - CW0052	\$ 0.83
EFT23298	13/01/2025	FUEL CARD #56733057 - CW0052	\$ 150.95
EFT23298	13/01/2025	FUEL CARD #56733057 - CW0052	\$ 0.83
EFT23298	13/01/2025	FUEL CARD #56733057 - CW0052	\$ 17.55
EFT23298	13/01/2025	FUEL CARD #56733057 - CW0052	\$ 0.83
EFT23298	13/01/2025	FUEL CARD #56733057 - CW0052	\$ 58.65
EFT23298	13/01/2025	FUEL CARD #56733057 - CW0052	\$ 0.83
EFT23298	13/01/2025	FUEL CARD #56733057 - CW0052	\$ 173.90
EFT23298	13/01/2025	FUEL CARD #56733057 - CW0052	\$ 0.83
EFT23298	13/01/2025	FUEL CARD #56733057 - CW0052	\$ 56.20
EFT23298	13/01/2025	FUEL CARD #56733057 - CW0052	\$ 0.83
EFT23298	13/01/2025	FUEL CARD #56733057 - CW0052	\$ 77.30
EFT23298	13/01/2025	FUEL CARD #56733057 - CW0052	\$ 0.83
EFT23298	13/01/2025	FUEL CARD #56733057 - CW0052	\$ 152.32
EFT23298	13/01/2025	FUEL CARD #56733057 - CW0052	\$ 0.83
EFT23298	13/01/2025	FUEL CARD #56733057 - CW0052	\$ 6.77
EFT23298	13/01/2025	FUEL CARD #61718853 - CW0044	\$ 6.77
EFT23298	13/01/2025	FUEL CARD #61718861 - CW0045	\$ 51.35
EFT23298	13/01/2025	FUEL CARD #61718861 - CW0045	\$ 0.83
EFT23298	13/01/2025	FUEL CARD #61718861 - CW0045	\$ 85.53
EFT23298	13/01/2025	FUEL CARD #61718861 - CW0045	\$ 0.83
EFT23298	13/01/2025	FUEL CARD #61718861 - CW0045	\$ 6.77
EFT23298	13/01/2025	FUEL CARD #62025605 - CW0043	\$ 6.77
EFT23298	13/01/2025	FUEL CARD #62025647 - CW0053	\$ 6.77
EFT23298	13/01/2025	FUEL CARD #61935002 - CW0038	\$ 83.38
EFT23298	13/01/2025	FUEL CARD #61935002 - CW0038	\$ 0.83
EFT23298	13/01/2025	FUEL CARD #61935002 - CW0038	\$ 79.62
EFT23298	13/01/2025	FUEL CARD #61935002 - CW0038	\$ 0.83
EFT23298	13/01/2025	FUEL CARD #61935002 - CW0038	\$ 49.47
EFT23298	13/01/2025	FUEL CARD #61935002 - CW0038	\$ 0.83
EFT23298	13/01/2025	FUEL CARD #61935002 - CW0038	\$ 6.77
EFT23298	13/01/2025	FUEL CARD #62361851 - CW0055	\$ 56.00
EFT23298	13/01/2025	FUEL CARD #62361851 - CW0055	\$ 0.83
EFT23298	13/01/2025	FUEL CARD #62361851 - CW0055	\$ 6.77

EFT23298	13/01/2025	FUEL CARD #62361851 - CW0055	\$ 6.55
<b>TOTAL PAID TO MOTORPASS</b>			<b>\$ 1,663.28</b>
EFT23328	13/01/2026	DIESEL (41.10 LTRS) DECEMBER 2025 - CW0023	\$ 77.64
EFT23328	13/01/2026	DIESEL (23.97 LTRS) DECEMBER 2025 - CW0023	\$ 45.28
EFT23328	13/01/2026	DIESEL (43.86 LTRS) DECEMBER 2025 - CW0023	\$ 82.85
EFT23328	13/01/2026	DIESEL (20.52 LTRS) DECEMBER 2025 - CW0023	\$ 38.76
EFT23328	13/01/2026	DIESEL (30.47 LTRS) DECEMBER 2025 - CW0023	\$ 57.56
EFT23328	13/01/2026	DIESEL (50.40 LTRS) DECEMBER 2025 - CW0023	\$ 95.20
EFT23328	13/01/2026	DIESEL (19.07 LTRS) DECEMBER 2025 - CW194	\$ 36.02
EFT23328	13/01/2026	DIESEL (22.82 LTRS) DECEMBER 2025 - CW194	\$ 43.11
EFT23328	13/01/2026	DIESEL (64.13 LTRS) DECEMBER 2025 - CW3315	\$ 121.14
EFT23328	13/01/2026	DIESEL (36.46 LTRS) DECEMBER 2025 - CW3315	\$ 68.87
EFT23328	13/01/2026	DIESEL (57.00 LTRS) DECEMBER 2025 - CW3457	\$ 107.67
EFT23328	13/01/2026	DIESEL (59.23 LTRS) DECEMBER 2025 - CW3457	\$ 111.89
EFT23328	13/01/2026	DIESEL (25.48 LTRS) DECEMBER 2025 - CW3457	\$ 48.13
EFT23328	13/01/2026	DIESEL (65.42 LTRS) DECEMBER 2025 - CW3505	\$ 123.58
EFT23328	13/01/2026	DIESEL (127.06 LTRS) DECEMBER 2025 - CW3505	\$ 240.01
EFT23328	13/01/2026	DIESEL (66.44 LTRS) DECEMBER 2025 - CW3505	\$ 125.51
EFT23328	13/01/2026	DIESEL (63.72 LTRS) DECEMBER 2025 - CW3505	\$ 120.37
EFT23328	13/01/2026	DIESEL (56.91 LTRS) DECEMBER 2025 - CW3505	\$ 107.50
EFT23328	13/01/2026	DIESEL (420.81 LTRS) DECEMBER 2025 - TANKER CW0023	\$ 794.91
EFT23328	13/01/2026	DIESEL (212.27 LTRS) DECEMBER 2025 - TANKER CW0023	\$ 400.98
EFT23328	13/01/2026	DIESEL (250.98 LTRS) DECEMBER 2025 - TANKER CW0023	\$ 474.10
EFT23328	13/01/2026	DIESEL (422.36 LTRS) DECEMBER 2025 - TANKER CW0023	\$ 797.84
EFT23328	13/01/2026	DIESEL (381.50 LTRS) DECEMBER 2025 - TANKER CW0023	\$ 720.65
EFT23328	13/01/2026	DIESEL (290.75 LTRS) DECEMBER 2025 - TANKER CW0023	\$ 549.23
EFT23328	13/01/2026	DIESEL (275.95 LTRS) DECEMBER 2025 - TANKER CW3315	\$ 521.27
EFT23328	13/01/2026	DIESEL (170.01 LTRS) DECEMBER 2025 - TANKER CW3315	\$ 321.15
EFT23328	13/01/2026	DIESEL (21.22 LTRS) DECEMBER 2025 - TANKER CW3315	\$ 40.08
EFT23328	13/01/2026	DIESEL (77.10 LTRS) DECEMBER 2025 - CW000	\$ 145.64
EFT23328	13/01/2026	DIESEL (16.23 LTRS) DECEMBER 2025 - CW0043	\$ 30.66
EFT23328	13/01/2026	DIESEL (27.36 LTRS) DECEMBER 2025 - CW0043	\$ 51.68
EFT23328	13/01/2026	DIESEL (81.39 LTRS) DECEMBER 2025 - CW0053	\$ 153.75
EFT23328	13/01/2026	DIESEL (48.88 LTRS) DECEMBER 2025 - CW0053	\$ 92.33
EFT23328	13/01/2026	DIESEL (56.53 LTRS) DECEMBER 2025 - CW0053	\$ 106.79
EFT23328	13/01/2026	DIESEL (49.01 LTRS) DECEMBER 2025 - CW00	\$ 92.58
EFT23328	13/01/2026	DIESEL (36.11 LTRS) DECEMBER 2025 - CW00	\$ 68.21

EFT23328	13/01/2026	DIESEL (41.78 LTRS) DECEMBER 2025 - CW001	\$ 78.92
EFT23328	13/01/2026	DIESEL (72.66 LTRS) DECEMBER 2025 - CW002	\$ 137.25
EFT23328	13/01/2026	DIESEL (52.81 LTRS) DECEMBER 2025 - CW002	\$ 99.76
EFT23328	13/01/2026	DIESEL (0.05 LTRS) DECEMBER 2025 - CW002	\$ 0.09
EFT23328	13/01/2026	DIESEL (61.73 LTRS) DECEMBER 2025 - CW002	\$ 116.61
EFT23328	13/01/2026	DIESEL (68.27 LTRS) DECEMBER 2025 - CW002	\$ 128.96
EFT23328	13/01/2026	DIESEL (62.63 LTRS) DECEMBER 2025 - CW002	\$ 118.31
EFT23328	13/01/2026	DIESEL (34.07 LTRS) DECEMBER 2025 - CW002	\$ 64.36
EFT23328	13/01/2026	DIESEL (31.03 LTRS) DECEMBER 2025 - CW002	\$ 58.62
EFT23328	13/01/2026	DIESEL (42.40 LTRS) DECEMBER 2025 - CW002	\$ 80.09
EFT23328	13/01/2026	DIESEL (61.49 LTRS) DECEMBER 2025 - CW003	\$ 116.16
EFT23328	13/01/2026	DIESEL (67.65 LTRS) DECEMBER 2025 - CW003	\$ 127.79
EFT23328	13/01/2026	DIESEL (66.03 LTRS) DECEMBER 2025 - CW003	\$ 124.73
EFT23328	13/01/2026	DIESEL (53.53 LTRS) DECEMBER 2025 - CW003	\$ 101.12
EFT23328	13/01/2026	DIESEL (69.98 LTRS) DECEMBER 2025 - CW003	\$ 132.19
EFT23328	13/01/2026	DIESEL (65.77 LTRS) DECEMBER 2025 - CW003	\$ 124.24
EFT23328	13/01/2026	DIESEL (58.27 LTRS) DECEMBER 2025 - CW003	\$ 110.07
EFT23328	13/01/2026	DIESEL (68.00 LTRS) DECEMBER 2025 - CW003	\$ 128.45
EFT23328	13/01/2026	DIESEL (222.32 LTRS) DECEMBER 2025 - CW004	\$ 419.96
EFT23328	13/01/2026	DIESEL (242.46 LTRS) DECEMBER 2025 - CW004	\$ 458.01
EFT23328	13/01/2026	DIESEL (306.06 LTRS) DECEMBER 2025 - CW004	\$ 578.15
EFT23328	13/01/2026	DIESEL (100.11 LTRS) DECEMBER 2025 - CW004	\$ 189.11
EFT23328	13/01/2026	DIESEL (273.28 LTRS) DECEMBER 2025 - CW004	\$ 516.23
EFT23328	13/01/2026	DIESEL (169.08 LTRS) DECEMBER 2025 - CW004	\$ 319.39
EFT23328	13/01/2026	DIESEL (224.40 LTRS) DECEMBER 2025 - CW004	\$ 423.89
EFT23328	13/01/2026	DIESEL (328.91 LTRS) DECEMBER 2025 - CW004	\$ 621.31
EFT23328	13/01/2026	DIESEL (310.66 LTRS) DECEMBER 2025 - CW005	\$ 586.84
EFT23328	13/01/2026	DIESEL (290.03 LTRS) DECEMBER 2025 - CW0010	\$ 547.87
EFT23328	13/01/2026	DIESEL (263.95 LTRS) DECEMBER 2025 - CW0010	\$ 498.60
EFT23328	13/01/2026	DIESEL (211.16 LTRS) DECEMBER 2025 - CW0010	\$ 398.88
EFT23328	13/01/2026	DIESEL (443.87 LTRS) DECEMBER 2025 - CW0010	\$ 838.47
EFT23328	13/01/2026	DIESEL (126.60 LTRS) DECEMBER 2025 - CW0010	\$ 239.15
EFT23328	13/01/2026	DIESEL (76.19 LTRS) DECEMBER 2025 - CW3518	\$ 143.92
EFT23328	13/01/2026	DIESEL (88.71 LTRS) DECEMBER 2025 - CW3518	\$ 167.57
EFT23328	13/01/2026	DIESEL (95.86 LTRS) DECEMBER 2025 - CW3518	\$ 181.08
EFT23328	13/01/2026	DIESEL (103.21 LTRS) DECEMBER 2025 - CW3518	\$ 194.96
EFT23328	13/01/2026	DIESEL (69.61 LTRS) DECEMBER 2025 - CW3518	\$ 131.50
EFT23328	13/01/2026	DIESEL (20.57 LTRS) DECEMBER 2025 - CW0017	\$ 38.86
EFT23328	13/01/2026	DIESEL (35.74 LTRS) DECEMBER 2025 - CW0017	\$ 67.51
EFT23328	13/01/2026	DIESEL (63.54 LTRS) DECEMBER 2025 - CW0017	\$ 120.03
EFT23328	13/01/2026	UNLEADED (37.46 LTRS) DECEMBER 2025 - SUNDRY UNCLASSIFIED PLANT	\$ 70.77
EFT23328	13/01/2026	UNLEADED (9.96 LTRS) DECEMBER 2025 - SUNDRY UNCLASSIFIED PLANT	\$ 18.81
<b>TOTAL PAID TO COOROW FUEL</b>			<b>\$ 16,631.53</b>

**11.2.5 MONTHLY STATEMENT OF FINANCIAL ACTIVITY DECEMBER 2025**

<b>Reporting Officer:</b>	<b>S Atkinson, DEPUTY CHIEF EXECUTIVE OFFICER</b>
<b>Responsible Executive:</b>	<b>M Maxfield, Chief Executive Officer</b>
<b>File Reference:</b>	<b>ADM0652</b>
<b>Disclosure of Interest:</b>	<b>Nil</b>
<b>Voting Requirement:</b>	<b>Simple Majority</b>

**COUNCIL'S ROLE:**

**Executive:** The substantial direction setting and oversight role of the Council e.g. adopting plans and reports, accepting tenders, setting and amending budgets.

**REPORT PURPOSE**

This report has been compiled to fulfil the statutory reporting requirements of the Local Government Act 1995 (Act) and associated Regulations, whilst also providing the Council with an overview of the Shire's financial performance on a year-to-date basis for the period ending 31 December 2025.

**BACKGROUND**

In accordance with the Local Government (Financial Management) Regulations 1996, regulation 34 stipulates that a Local Government is to prepare each month a statement of financial activity reporting on the sources and applications of funds, as set out in the annual budget under regulation 22(1) (d), for that month.

The form of the Monthly Financial Statements usually presented to Council is a Statement of Financial Activity, which also includes supplementary information including an Operating Statement Function and Activity, Balance Sheet and Cash Flow Graph.

**COMMENT**

The Shire is required to prepare the Statement of Financial Activity as per Local Government (Financial Management) Regulation 36 but can resolve to have supplementary information included as required.

**STAKEHOLDER ENGAGEMENT**

Nil

**STATUTORY ENVIRONMENT**

Local Government (Financial Management) Regulations 1996

- s34 Financial activity statement required each month (Act s. 6.4)

**STRATEGIC IMPLICATIONS**

STRATEGIC PRIORITIES	Outcome	Strategy
<p>Civic Leadership</p> <p>Leadership that provides strategic direction for the community, supported by efficient and effective service delivery.</p> <p>Governance and an effective organisation</p>	<p>4.3 Skilled and well supported team</p> <p>Effective Governance and Leadership</p>	<p>Ensure governance policies and procedures are in accordance with legislative requirements</p>

**POLICY IMPLICATIONS**

Nil

**FINANCIAL IMPLICATIONS**

Expenditure for the period ending has been incurred in accordance with the 2025/2026 Annual Budget as adopted by Council.

Details of any budget variation in excess of \$10,000 or 10% (of the appropriate base, whichever is the higher year to date) follow. There are no other known events which may result in a material non-recoverable financial loss or financial loss arising from an uninsured event.

**RISK IMPLICATIONS**

RISK	LIKELIHOOD	CONSEQUENCE	RISK ANALYSIS	MITIGATION
<p>Financial:</p> <p>The Shire would be at risk of poor financial management.</p>	Possible	Moderate	Medium	<p>The completion of the Financial Activity Statements is a control that monitors risk.</p>

Nil

**ATTACHMENTS**

1. Rates Levied 2025 2026 to 31 Dec 2025 [↓](#)
2. Monthly Financial Statements PE 31 Dec 2025 [↓](#)

**OFFICER RECOMMENDATION**

That the Monthly Statement of Financial Activity as included for the period ended 31 December 2025 be accepted.

SHIRE OF COOROW  
SUPPLEMENTARY INFORMATION  
FOR THE PERIOD ENDED 31 DECEMBER 2025

General rate revenue

RATE TYPE	Rate in \$ (cents)	Number of Properties	Rateable Value	Budget			YTD Actual		
				Rate Revenue	Reassessed Rate Revenue	Total Revenue	Rate Revenue	Reassessed Rate Revenue	Total Revenue
				\$	\$	\$	\$	\$	\$
<b>Gross rental value</b>									
GRV General	0.1184	704	9,929,654	1,175,949		1,175,949	1,175,949	8,349	1,184,298
<b>Unimproved value</b>									
UV Agriculture	0.7400	199	357,153,009	2,642,575		2,642,575	2,642,575	13,632	2,656,207
UV Mining	0.1775	16	898,791	159,512	5,000	164,512	159,512	2,180	161,692
UV Exploration	0.1923	10	89,217	17,155		17,155	17,155		17,155
<b>Sub-Total</b>		<b>929</b>	<b>368,070,671</b>	<b>3,995,191</b>	<b>5,000</b>	<b>4,000,191</b>	<b>3,995,192</b>	<b>24,161</b>	<b>4,019,353</b>
<b>Minimum payment</b>									
<b>Gross rental value</b>									
GRV General	1,018.00	263	1,174,189	267,734		267,734	267,734	0	267,734
<b>Unimproved value</b>									
UV Agriculture	1,018.00	10	414,400	10,180		10,180	10,180	0	10,180
UV Mining	1,018.00	8	23,844	8,144		8,144	8,144		8,144
UV Exploration	436.00	8	11,965	3,488		3,488	348	0	348
<b>Sub-total</b>		<b>137</b>	<b>1,624,398</b>	<b>289,546</b>	<b>0</b>	<b>289,546</b>	<b>286,406</b>	<b>0</b>	<b>286,406</b>
<b>Total general rates</b>			<b>369,695,069</b>	<b>4,284,737</b>	<b>5,000</b>	<b>4,289,737</b>	<b>4,281,598</b>	<b>24,161</b>	<b>4,305,759</b>

**SHIRE OF COOROW****MONTHLY FINANCIAL REPORT**

(Containing the required statement of financial activity and statement of financial position)

**For the period ended 31 December 2025**

*LOCAL GOVERNMENT ACT 1995*

*LOCAL GOVERNMENT (FINANCIAL MANAGEMENT) REGULATIONS 1996*

**TABLE OF CONTENTS**

Statement of financial activity	2
Statement of financial position	3
Note 1      Basis of preparation	4
Note 2      Net current assets information	5
Note 3      Explanation of variances	6



**SHIRE OF COOROW**  
**STATEMENT OF FINANCIAL ACTIVITY**  
**FOR THE PERIOD ENDED 31 DECEMBER 2025**

Note	Adopted Budget Estimates (a) \$	YTD Budget Estimates (b) \$	YTD Actual (c) \$	Variance* \$ (c) - (b)	Variance* % ((c) - (b))/(b)	Var.
<b>OPERATING ACTIVITIES</b>						
<b>Revenue from operating activities</b>						
General rates	4,288,729	4,298,189	4,306,107	7,918	0.18%	
Rates excluding general rates	16,058	0	0	0	0.00%	
Grants, subsidies and contributions	1,795,507	996,861	1,092,873	96,012	9.63%	
Fees and charges	866,745	646,003	734,116	88,113	13.64%	▲
Interest revenue	145,292	79,437	74,617	(4,820)	(6.07%)	▼
Other revenue	55,750	46,874	13,014	(33,860)	(72.24%)	▼
Profit on asset disposals	119,277	119,277	65,206	(54,071)	(45.33%)	▼
	<b>7,287,358</b>	<b>6,186,641</b>	<b>6,285,933</b>	<b>99,292</b>	<b>1.60%</b>	
<b>Expenditure from operating activities</b>						
Employee costs	(3,286,031)	(1,708,995)	(1,825,606)	(116,611)	(6.82%)	
Materials and contracts	(2,968,338)	(1,648,502)	(1,179,403)	469,099	28.46%	▲
Utility charges	(409,530)	(204,820)	(134,304)	70,516	34.43%	▲
Depreciation	(6,226,570)	(3,138,874)	(3,331,344)	(192,470)	(6.13%)	
Finance costs	(305,614)	(154,255)	(106,741)	47,514	30.80%	▲
Insurance	(355,958)	(328,283)	(297,287)	30,996	9.44%	
Other expenditure	(137,070)	(68,533)	(75,515)	(6,982)	(10.19%)	
Loss on asset disposals	(5,931)	(5,931)	0	5,931	100.00%	
	<b>(13,695,042)</b>	<b>(7,258,193)</b>	<b>(6,950,200)</b>	<b>307,993</b>	<b>4.24%</b>	
Non cash amounts excluded from operating activities	2(c) 6,123,059	3,025,528	3,266,138	240,610	7.95%	
<b>Amount attributable to operating activities</b>	<b>(284,625)</b>	<b>1,953,976</b>	<b>2,601,871</b>	<b>647,895</b>	<b>33.16%</b>	
<b>INVESTING ACTIVITIES</b>						
<b>Inflows from investing activities</b>						
Proceeds from capital grants, subsidies and contributions	1,449,554	666,143	685,011	18,868	2.83%	
Proceeds from disposal of assets	200,000	150,000	134,000	(16,000)	(10.67%)	▼
Proceeds from financial assets at amortised cost - self supporting loans	28,107	13,134	13,134	0	0.00%	
	<b>1,677,661</b>	<b>829,277</b>	<b>832,145</b>	<b>2,868</b>	<b>0.35%</b>	
<b>Outflows from investing activities</b>						
Acquisition of property, plant and equipment	(1,394,500)	(999,498)	(676,127)	323,371	32.35%	▲
Acquisition of infrastructure	(2,159,248)	(1,556,137)	(744,680)	811,457	52.15%	▲
	<b>(3,553,748)</b>	<b>(2,555,635)</b>	<b>(1,420,807)</b>	<b>1,134,828</b>	<b>44.40%</b>	
<b>Amount attributable to investing activities</b>	<b>(1,876,087)</b>	<b>(1,726,358)</b>	<b>(588,662)</b>	<b>1,137,696</b>	<b>65.90%</b>	
<b>FINANCING ACTIVITIES</b>						
<b>Inflows from financing activities</b>						
Transfer from reserves	153,105	0	0	0	0.00%	
	<b>153,105</b>	<b>0</b>	<b>0</b>	<b>0</b>	<b>0.00%</b>	
<b>Outflows from financing activities</b>						
Payments for principal portion of lease liabilities	(4,118)	0	0	0	0.00%	
Repayment of borrowings	(232,960)	(115,030)	(115,030)	0	0.00%	
Transfer to reserves	(79,438)	0	(2,062)	(2,062)	0.00%	
	<b>(316,516)</b>	<b>(115,030)</b>	<b>(117,092)</b>	<b>(2,062)</b>	<b>(1.79%)</b>	
<b>Amount attributable to financing activities</b>	<b>(163,411)</b>	<b>(115,030)</b>	<b>(117,092)</b>	<b>(2,062)</b>	<b>(1.79%)</b>	
<b>MOVEMENT IN SURPLUS OR DEFICIT</b>						
<b>Surplus or deficit at the start of the financial year</b>	2(a) 2,324,123	2,324,123	2,126,633	(197,490)	(8.50%)	
Amount attributable to operating activities	(284,625)	1,953,976	2,601,871	647,895	33.16%	▲
Amount attributable to investing activities	(1,876,087)	(1,726,358)	(588,662)	1,137,696	65.90%	▲
Amount attributable to financing activities	(163,411)	(115,030)	(117,092)	(2,062)	(1.79%)	
<b>Surplus or deficit after imposition of general rates</b>	<b>0</b>	<b>2,436,711</b>	<b>4,022,750</b>	<b>1,586,039</b>	<b>65.09%</b>	▲

**KEY INFORMATION**

▲ ▼ Indicates a variance between Year to Date (YTD) Budget and YTD Actual data outside the adopted materiality threshold.

▲ Indicates a variance with a positive impact on the financial position.

▼ Indicates a variance with a negative impact on the financial position.

Refer to Note 3 for an explanation of the reasons for the variance.

This statement is to be read in conjunction with the accompanying notes.

**SHIRE OF COOROW**  
**STATEMENT OF FINANCIAL POSITION**  
**FOR THE PERIOD ENDED 31 DECEMBER 2025**

	<b>Actual</b> <b>30 June 2025</b>	<b>Actual as at</b> <b>31 December 2025</b>
	<b>\$</b>	<b>\$</b>
<b>CURRENT ASSETS</b>		
Cash and cash equivalents	1,985,318	3,634,249
Trade and other receivables	312,377	1,019,454
Other financial assets	26,469	13,335
Inventories	10,938	0
Other assets	2,573,479	1,565,089
<b>TOTAL CURRENT ASSETS</b>	<b>4,908,581</b>	<b>6,232,127</b>
<b>NON-CURRENT ASSETS</b>		
Trade and other receivables	18,934	18,934
Other financial assets	129,526	129,526
Property, plant and equipment	22,197,089	21,937,635
Infrastructure	104,920,222	103,200,347
Right-of-use assets	4,413	4,413
<b>TOTAL NON-CURRENT ASSETS</b>	<b>127,270,184</b>	<b>125,290,855</b>
<b>TOTAL ASSETS</b>	<b>132,178,765</b>	<b>131,522,982</b>
<b>CURRENT LIABILITIES</b>		
Trade and other payables	812,486	250,986
Contract liabilities	144,786	144,786
Lease liabilities	3,420	3,420
Borrowings	232,960	117,931
Employee related provisions	304,418	304,418
<b>TOTAL CURRENT LIABILITIES</b>	<b>1,498,070</b>	<b>821,541</b>
<b>NON-CURRENT LIABILITIES</b>		
Lease liabilities	2,830	2,830
Borrowings	5,621,587	5,621,587
Employee related provisions	31,644	31,644
<b>TOTAL NON-CURRENT LIABILITIES</b>	<b>5,656,061</b>	<b>5,656,061</b>
<b>TOTAL LIABILITIES</b>	<b>7,154,131</b>	<b>6,477,602</b>
<b>NET ASSETS</b>	<b>125,024,634</b>	<b>125,045,380</b>
<b>EQUITY</b>		
Retained surplus	(14,108,379)	(14,089,697)
Reserve accounts	1,702,823	1,704,884
Revaluation surplus	137,430,192	137,430,192
<b>TOTAL EQUITY</b>	<b>125,024,636</b>	<b>125,045,379</b>

This statement is to be read in conjunction with the accompanying notes.

**SHIRE OF COOROW**  
**NOTES TO THE STATEMENT OF FINANCIAL ACTIVITY**  
**FOR THE PERIOD ENDED 31 DECEMBER 2025**

**1 BASIS OF PREPARATION AND MATERIAL ACCOUNTING POLICIES**

**BASIS OF PREPARATION**

This prescribed financial report has been prepared in accordance with the *Local Government Act 1995* and accompanying regulations.

**Local Government Act 1995 requirements**

Section 6.4(2) of the *Local Government Act 1995* read with the *Local Government (Financial Management) Regulations 1996*, prescribe that the financial report be prepared in accordance with the *Local Government Act 1995* and, to the extent that they are not inconsistent with the Act, the Australian Accounting Standards. The Australian Accounting Standards (as they apply to local governments and not-for-profit entities) and Interpretations of the Australian Accounting Standards Board were applied where no inconsistencies exist.

The *Local Government (Financial Management) Regulations 1996* specify that vested land is a right-of-use asset to be measured at cost, and is considered a zero cost concessionary lease. All right-of-use assets under zero cost concessionary leases are measured at zero cost rather than at fair value, except for vested improvements on concessionary land leases such as roads, buildings or other infrastructure which continue to be reported at fair value, as opposed to the vested land which is measured at zero cost. The measurement of vested improvements at fair value is a departure from AASB 16 which would have required the Shire to measure any vested improvements at zero cost.

*Local Government (Financial Management) Regulations 1996*, regulation 34 prescribes contents of the financial report. Supplementary information does not form part of the financial report.

Accounting policies which have been adopted in the preparation of this financial report have been consistently applied unless stated otherwise. Except for cash flow and rate setting information, the financial report has been prepared on the accrual basis and is based on historical costs, modified, where applicable, by the measurement at fair value of selected non-current assets, financial assets and liabilities.

**PREPARATION TIMING AND REVIEW**

Date prepared: All known transactions up to 05 November 2025

**THE LOCAL GOVERNMENT REPORTING ENTITY**

All funds through which the Shire controls resources to carry on its functions have been included in the financial statements forming part of this financial report.

All monies held in the Trust Fund are excluded from the financial statements.

**MATERIAL ACCOUNTING POLICES**

Material accounting policies utilised in the preparation of these statements are as described within the 2024-25 Annual Budget. Please refer to the adopted budget document for details of these policies.

**Critical accounting estimates and judgements**

The preparation of a financial report in conformity with Australian Accounting Standards requires management to make judgements, estimates and assumptions that effect the application of policies and reported amounts of assets and liabilities, income and expenses.

The estimates and associated assumptions are based on historical experience and various other factors believed to be reasonable under the circumstances; the results of which form the basis of making the judgements about carrying values of assets and liabilities that are not readily apparent from other sources. Actual results may differ from these estimates.

As with all estimates, the use of different assumptions could lead to material changes in the amounts reported in the financial report.

The following are estimates and assumptions that have a significant risk of causing a material adjustment to the carrying amounts of assets and liabilities within the next financial year and further information on their nature and impact can be found in the relevant note:

- Fair value measurement of assets carried at reportable value including:
  - Property, plant and equipment
  - Infrastructure
- Impairment losses of non-financial assets
- Expected credit losses on financial assets
- Measurement of employee benefits
- Estimation uncertainties and judgements made in relation to lease accounting

**SHIRE OF COOROW**  
**NOTES TO THE STATEMENT OF FINANCIAL ACTIVITY**  
**FOR THE PERIOD ENDED 31 DECEMBER 2025**

**2 NET CURRENT ASSETS INFORMATION**

**(a) Net current assets used in the Statement of Financial Activity**

	Adopted Budget Opening	Actual as at	Actual as at
Note	1 July 2025	30 June 2025	31 December 2025
	\$	\$	\$
<b>Current assets</b>			
Cash and cash equivalents	2,222,813	1,985,318	3,634,249
Trade and other receivables	399,997	312,377	1,019,454
Other financial assets		26,469	13,335
Inventories	22,605	10,938	0
Other assets	38,585	2,573,479	1,565,089
	2,684,000	4,908,581	6,232,127
<b>Less: current liabilities</b>			
Trade and other payables	(841,052)	(812,486)	(250,986)
Other liabilities	(144,786)	(144,786)	(144,786)
Lease liabilities	(3,438)	(3,420)	(3,420)
Borrowings	(233,778)	(232,960)	(117,931)
Employee related provisions	(371,054)	(304,418)	(304,418)
	(1,594,108)	(1,498,070)	(821,541)
Net current assets	1,089,892	3,410,511	5,410,586
Less: Total adjustments to net current assets	2(b) (1,295,158)	(1,283,878)	(1,387,835)
<b>Closing funding surplus / (deficit)</b>	<b>(205,266)</b>	<b>2,126,633</b>	<b>4,022,751</b>

**(b) Current assets and liabilities excluded from budgeted deficiency**

<b>Adjustments to net current assets</b>			
Less: Reserve accounts	(1,702,823)	(1,702,823)	(1,704,885)
Less: Financial assets at amortised cost - self supporting loans	(38,585)	(26,469)	(13,335)
Add: Current liabilities not expected to be cleared at the end of the year			
- Current portion of lease liabilities		3,420	3,420
- Current portion of borrowings	233,778	232,960	117,931
- Current portion of contract liability held in reserve	3,438		
- Current portion of employee benefit provisions held in reserve	209,034	209,034	209,034
<b>Total adjustments to net current assets</b>	<b>2(a) (1,295,158)</b>	<b>(1,283,878)</b>	<b>(1,387,835)</b>

**(c) Non-cash amounts excluded from operating activities**

	Adopted Budget Estimates	YTD Budget Estimates	YTD Actual
	30 June 2026	31 December 2025	31 December 2025
	\$	\$	\$
<b>Adjustments to operating activities</b>			
Less: Profit on asset disposals	(119,277)	(119,277)	(65,206)
Add: Loss on asset disposals	5,931	5,931	0
Add: Depreciation	6,226,570	3,138,874	3,331,344
Movement in current employee provisions associated with restricted cash	9,835		
<b>Total non-cash amounts excluded from operating activities</b>	<b>6,123,059</b>	<b>3,025,528</b>	<b>3,266,138</b>

**CURRENT AND NON-CURRENT CLASSIFICATION**

In the determination of whether an asset or liability is current or non-current, consideration is given to the time when each asset or liability is expected to be settled. Unless otherwise stated assets or liabilities are classified as current if expected to be settled within the next 12 months, being the local governments' operational cycle.

**SHIRE OF COOROW**  
**NOTES TO THE STATEMENT OF FINANCIAL ACTIVITY**  
**FOR THE PERIOD ENDED 31 DECEMBER 2025**

**3 EXPLANATION OF MATERIAL VARIANCES**

The material variance thresholds are adopted annually by Council as an indicator of whether the actual expenditure or revenue varies from the year to date actual materially.

The material variance adopted by Council for the 2025-26 year is \$10,000 and 10.00% whichever is the greater.

Description	Var. \$	Var. %	
	\$	%	
<b>Revenue from operating activities</b>			
Fees and charges	88,113	13.64%	▲
Other revenue	(33,860)	(72.24%)	▼
Profit on asset disposals	(54,071)	(45.33%)	▼
<b>Expenditure from operating activities</b>			
Materials and contracts	469,099	28.46%	▲
Utility charges	70,516	34.43%	▲
Finance costs	47,514	30.80%	▲
<b>Inflows from investing activities</b>			
Proceeds from disposal of assets	(16,000)	(10.67%)	▼
<b>Outflows from investing activities</b>			
Acquisition of property, plant and equipment	323,371	32.35%	▲
Acquisition of infrastructure	811,457	52.15%	▲
<b>Surplus or deficit after imposition of general rates</b>	<b>1,586,039</b>	<b>65.09%</b>	<b>▲</b>

**SHIRE OF COOROW**  
**SUPPLEMENTARY INFORMATION**  
**TABLE OF CONTENTS**

1	Basis of preparation	1
2	Explanation of variances	2
3	Key information	4
4	Key information - graphical	5
5	Cash and financial assets	6
6	Reserve accounts	7
7	Capital acquisitions	8
8	Disposal of assets	10
9	Receivables	11
10	Other current assets	12
11	Payables	13
12	Borrowings	14
13	Lease liabilities	15
14	Other current liabilities	16
15	Grants and contributions	17
16	Capital grants and contributions	18

**BASIS OF PREPARATION - SUPPLEMENTARY INFORMATION**

Supplementary information is presented for information purposes. The information does not comply with the disclosure requirements of the Australian Accounting Standards.

not comply with the disclosure requirements of the Australian Accounting Standards.

SHIRE OF COOROW  
SUPPLEMENTARY INFORMATION  
FOR THE PERIOD ENDED 31 DECEMBER 2025

1 KEY INFORMATION

Funding Surplus or Deficit Components

Funding surplus / (deficit)				
	Adopted Budget	YTD Budget (a)	YTD Actual (b)	Var. \$ (b)-(a)
Opening	\$2.32 M	\$2.32 M	\$2.13 M	(\$0.20 M)
Closing	\$0.00 M	\$2.44 M	\$4.02 M	\$1.59 M

Refer to Statement of Financial Activity

Cash and cash equivalents		
	\$	% of total
Unrestricted Cash	\$1.93 M	53.1%
Restricted Cash	\$1.70 M	46.9%

Refer to 3 - Cash and Financial Assets

Payables	
	% Outstanding
Trade Payables	
0 to 30 Days	85.2%
Over 30 Days	14.8%
Over 90 Days	(2.9%)

Refer to 9 - Payables

Receivables	
	% Collected
Rates Receivable	79.1%
Trade Receivable	
Over 30 Days	102.6%
Over 90 Days	90.8%

Refer to 7 - Receivables

Key Operating Activities

Amount attributable to operating activities			
Adopted Budget	YTD Budget (a)	YTD Actual (b)	Var. \$ (b)-(a)
(\$0.28 M)	\$1.95 M	\$2.60 M	\$0.65 M

Refer to Statement of Financial Activity

Rates Revenue		
YTD Actual	\$	% Variance
\$4.31 M		
YTD Budget	\$4.30 M	0.2%

Grants and Contributions		
YTD Actual	\$	% Variance
\$1.09 M		
YTD Budget	\$1.00 M	9.6%

Refer to 13 - Grants and Contributions

Fees and Charges		
YTD Actual	\$	% Variance
\$0.73 M		
YTD Budget	\$0.65 M	13.6%

Refer to Statement of Financial Activity

Key Investing Activities

Amount attributable to investing activities			
Adopted Budget	YTD Budget (a)	YTD Actual (b)	Var. \$ (b)-(a)
(\$1.88 M)	(\$1.73 M)	(\$0.59 M)	\$1.14 M

Refer to Statement of Financial Activity

Proceeds on sale		
YTD Actual	\$	%
\$0.13 M		
Adopted Budget	\$0.20 M	(33.0%)

Refer to 6 - Disposal of Assets

Asset Acquisition		
YTD Actual	\$	% Spent
\$0.74 M		
Adopted Budget	\$2.16 M	(65.5%)

Refer to 5 - Capital Acquisitions

Capital Grants		
YTD Actual	\$	% Received
\$0.69 M		
Adopted Budget	\$1.45 M	(52.7%)

Refer to 5 - Capital Acquisitions

Key Financing Activities

Amount attributable to financing activities			
Adopted Budget	YTD Budget (a)	YTD Actual (b)	Var. \$ (b)-(a)
(\$0.16 M)	(\$0.12 M)	(\$0.12 M)	(\$0.00 M)

Refer to Statement of Financial Activity

Borrowings	
Principal repayments	(\$0.12 M)
Interest expense	(\$0.11 M)
Principal due	\$5.74 M

Refer to 10 - Borrowings

Reserves	
Reserves balance	\$1.70 M
Net Movement	\$0.00 M

Refer to 4 - Cash Reserves

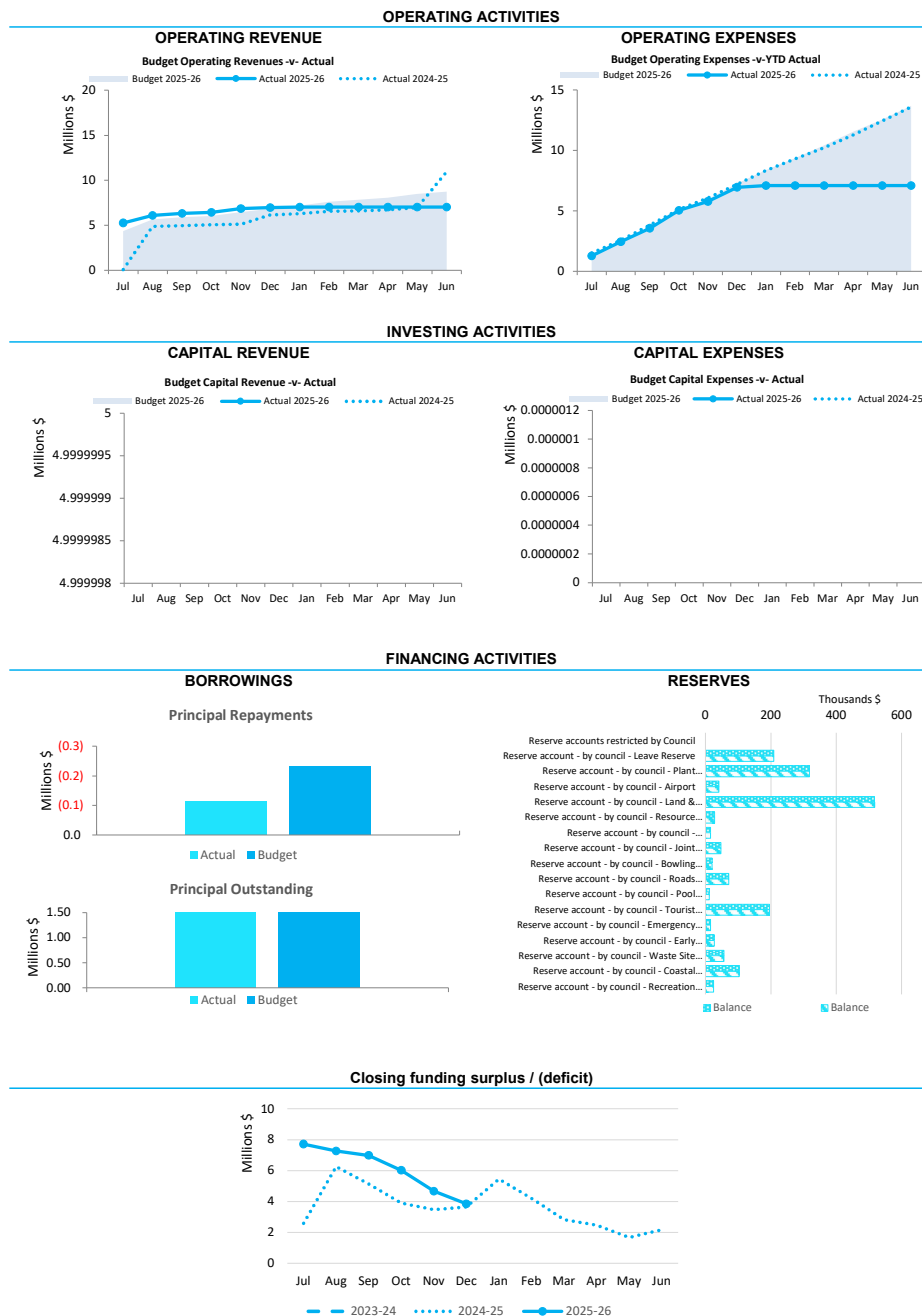
Lease Liability	
Principal repayments	\$0.00 M
Interest expense	\$0.00 M
Principal due	\$0.01 M

Refer to Note 11 - Lease Liabilities

This information is to be read in conjunction with the accompanying Financial Statements and notes.

SHIRE OF COOROW  
SUPPLEMENTARY INFORMATION  
FOR THE PERIOD ENDED 31 DECEMBER 2025

2 KEY INFORMATION - GRAPHICAL



This information is to be read in conjunction with the accompanying Financial Statements and Notes.



SHIRE OF COOROW  
SUPPLEMENTARY INFORMATION  
FOR THE PERIOD ENDED 31 DECEMBER 2025

3 CASH AND FINANCIAL ASSETS AT AMORTISED COST

Description	Classification	Unrestricted	Reserve Accounts	Total	Trust	Institution	Interest Rate	Maturity Date
		\$	\$	\$	\$			
Cash On Hand		800		800				
Municipal Bank Account - CBA		921,102		921,102				
Municipal Online Saver Account - CBA		1,007,462		1,007,462				
Reserve Bank Account		0	1,704,885	1,704,885				
<b>Total</b>		<b>1,929,364</b>	<b>1,704,885</b>	<b>3,634,249</b>	<b>0</b>			
<b>Comprising</b>								
Cash and cash equivalents		1,929,364	1,704,885	3,634,249	0			
		<b>1,929,364</b>	<b>1,704,885</b>	<b>3,634,249</b>	<b>0</b>			

**KEY INFORMATION**

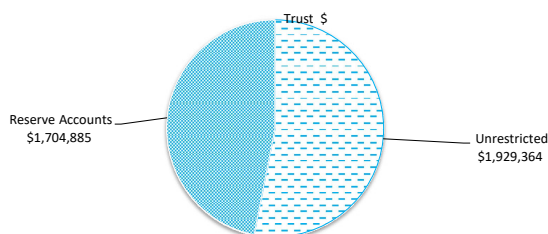
Cash and cash equivalents include cash on hand, cash at bank, deposits available on demand with banks and other short term highly liquid investments with original maturities of three months or less that are readily convertible to known amounts of cash and which are subject to an insignificant risk of changes in value.

Bank overdrafts are reported as short term borrowings in current liabilities in the statement of net current assets.

The local government classifies financial assets at amortised cost if both of the following criteria are met:

- the asset is held within a business model whose objective is to collect the contractual cashflows, and
- the contractual terms give rise to cash flows that are solely payments of principal and interest.

Financial assets at amortised cost held with registered financial institutions are listed in this note other financial assets at amortised cost are provided in Note 8 - Other assets.



SHIRE OF COOROW  
SUPPLEMENTARY INFORMATION  
FOR THE PERIOD ENDED 31 DECEMBER 2025

4 RESERVE ACCOUNTS

Reserve account name	Budget				Actual			
	Opening Balance	Transfers In (+)	Transfers Out (-)	Closing Balance	Opening Balance	Transfers In (+)	Transfers Out (-)	Closing Balance
	\$	\$	\$	\$	\$	\$	\$	\$
<b>Reserve accounts restricted by Council</b>								
Reserve account - by council - Leave Reserve	209,034	9,835		218,869	209,034	253	0	209,287
Reserve account - by council - Plant Replaceme	317,967	15,446	(138,105)	195,308	317,967	385	0	318,352
Reserve account - by council - Airport	41,411	1,800		43,211	41,411	50	0	41,461
Reserve account - by council - Land & Building F	516,849	25,244		542,093	516,849	626	0	517,475
Reserve account - by council - Resource Sharing	28,041	1,386		29,427	28,041	34	0	28,075
Reserve account - by council - Rebroadcasting F	15,980	790		16,770	15,980	19	0	15,999
Reserve account - by council - Joint Venture Ho	47,776	2,361	(15,000)	35,137	47,776	58	0	47,834
Reserve account - by council - Bowling Club Res	20,448	907		21,355	20,448	25	0	20,473
Reserve account - by council - Roads Infrastruct	70,834	3,500		74,334	70,834	86	0	70,920
Reserve account - by council - Pool Revitalisatio	11,972	345		12,317	11,972	14	0	11,986
Reserve account - by council - Tourist Infrastruc	195,742	9,177		204,919	195,742	237	0	195,979
Reserve account - by council - Emergency Servi	15,318	510		15,828	15,318	19	0	15,337
Reserve account - by council - Early Childhood F	27,100	1,240		28,340	27,100	33	0	27,133
Reserve account - by council - Waste Site Reser	56,470	2,049		58,519	56,470	68	0	56,538
Reserve account - by council - Coastal Foreshor	102,881	3,848		106,729	102,881	125	0	103,006
Reserve account - by council - Recreation Boatir	25,000	1,000		26,000	25,000	30	0	25,030
	<b>1,702,823</b>	<b>79,438</b>	<b>(153,105)</b>	<b>1,629,156</b>	<b>1,702,823</b>	<b>2,062</b>	<b>0</b>	<b>1,704,885</b>

**SHIRE OF COOROW  
SUPPLEMENTARY INFORMATION  
FOR THE PERIOD ENDED 31 DECEMBER 2025**

**INVESTING ACTIVITIES**

**5 CAPITAL ACQUISITIONS**

Capital acquisitions		Adopted		YTD Actual	YTD Variance
		Budget	YTD Budget		
		\$	\$	\$	\$
Land	510	900,000	504,998	207,420	(297,578)
Plant and equipment	530	494,500	494,500	468,707	(25,793)
<b>Acquisition of property, plant and equipment</b>		<b>1,394,500</b>	<b>999,498</b>	<b>676,127</b>	<b>(323,371)</b>
Infrastructure - Roads	540	2,074,248	1,483,639	635,581	(848,058)
Infrastructure - Others	580	25,000	12,498	12,234	(264)
Infrastructure - Footpaths	560	60,000	60,000	94,246	34,246
Infrastructure - Parks & Ovals	570	0	0	2,620	2,620
<b>Acquisition of infrastructure</b>		<b>2,159,248</b>	<b>1,556,137</b>	<b>744,680</b>	<b>(811,457)</b>
<b>Total capital acquisitions</b>		<b>3,553,748</b>	<b>2,555,635</b>	<b>1,420,807</b>	<b>(1,134,828)</b>
<b>Capital Acquisitions Funded By:</b>					
Capital grants and contributions		1,449,554	666,143	685,011	18,868
Other (disposals & C/Fwd)		200,000	150,000	134,000	(16,000)
Reserve accounts					
Reserve account - by council - Plant Replacement		138,105		0	0
Reserve account - by council - Joint Venture Housing Res		15,000		0	0
Contribution - operations		1,751,089	1,739,492	601,796	(1,137,697)
<b>Capital funding total</b>		<b>3,553,748</b>	<b>2,555,635</b>	<b>1,420,807</b>	<b>(1,134,828)</b>

**KEY INFORMATION**

**Initial recognition**

An item of property, plant and equipment or infrastructure that qualifies for recognition as an asset is measured at its cost.

Upon initial recognition, cost is determined as the amount paid (or other consideration given) to acquire the assets, plus costs incidental to the acquisition. The cost of non-current assets constructed by the Shire includes the cost of all materials used in construction, direct labour on the project and an appropriate proportion of variable and fixed overheads. For assets acquired at zero cost or otherwise significantly less than fair value, cost is determined as fair value at the date of acquisition.

Assets for which the fair value as at the date of acquisition is under \$5,000 are not recognised as an asset in accordance with *Local Government (Financial Management) Regulation 17A(5)*. These assets are expensed immediately.

Where multiple individual low value assets are purchased together as part of a larger asset or collectively forming a larger asset exceeding the threshold, the individual assets are recognised as one asset and capitalised.

Individual assets that are land, buildings and infrastructure acquired between scheduled revaluation dates of the asset class in accordance with the Shire's revaluation policy, are recognised at cost and disclosed as being at reportable value.

**Measurement after recognition**

Plant and equipment including furniture and equipment and right-of-use assets (other than vested improvements) are measured using the cost model as required under *Local Government (Financial Management) Regulation 17A(2)*. Assets held under the cost model are carried at cost less accumulated depreciation and any impairment losses being their reportable value.

**Reportable Value**

In accordance with *Local Government (Financial Management) Regulation 17A(2)*, the carrying amount of non-financial assets that are land and buildings classified as property, plant and equipment, investment properties, infrastructure or vested improvements that the local government controls.

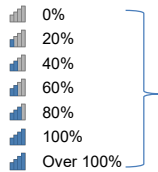
Reportable value is for the purpose of *Local Government (Financial Management) Regulation 17A(4)* is the fair value of the asset at its last valuation date minus (to the extent applicable) the accumulated depreciation and any accumulated impairment losses in respect of the non-financial asset subsequent to its last valuation date.

SHIRE OF COOROW  
SUPPLEMENTARY INFORMATION  
FOR THE PERIOD ENDED 31 DECEMBER 2025

INVESTING ACTIVITIES

5 CAPITAL ACQUISITIONS (CONTINUED) - DETAILED

Capital expenditure total  
Level of completion indicators



Percentage Year to Date Actual to Annual Budget expenditure where the expenditure over budget highlighted in red.

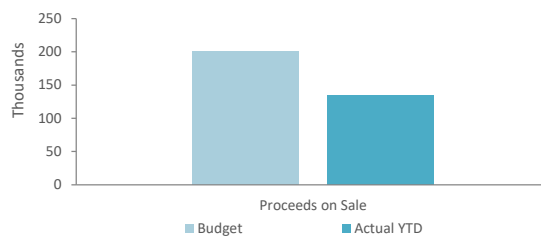
			Adopted		Variance
Account Description			Budget	YTD Budget	(Under)/Over
			\$	\$	\$
BC010	Coorow Aged Care Unit 2 - Capital		\$10,000	10,000	\$0.00
BC053	Coorow Aged Care Common - Capital		\$10,000	10,000	\$743.68
BC013	7, Lot 29 Spain Street - Capital		\$30,000	30,000	\$24,850.00
BC025	11, Lot 490 Tamarisk Street - Capital		\$60,000	60,000	\$17,655.00
BC071	New Staff Housing		\$790,000	394,998	\$0.00
PE8	Members - Furniture & Equipment (Capital)		\$17,000	17,000	\$11,768.50
PE0072	Cctv Cameras & Equipment (Capital)		\$30,000	30,000	\$3,144.00
PE6	Sundry Plant & Equipment (Capital)		\$46,000	46,000	\$0.00
PE3315	Cw3315 Utility (Capital)		\$50,000	50,000	\$0.00
PE3513	Cw3513 Coastal Mower (Capital)		\$52,000	52,000	\$44,000.00
PE0050	Cw0050 Ranger Utility (Capital)		\$57,000	57,000	\$0.00
PE0002	Cw002 Mws Dual Cab Utility (Capital)		\$62,500	62,500	\$61,774.79
PE000	Cw000 Dceo Vehicle (Capital)		\$90,000	90,000	\$84,075.82
PE0001	Cw000 Ceo Vehicle (Capital)		\$90,000	90,000	\$82,552.36
RC086	Brand Street (Capital) Council Funded		\$17,346	0	\$0.00
RC079	Central Street (Capital) Council Funded		\$22,384	0	\$0.00
RC087	Market Street (Capital) Council Funded		\$22,384	0	\$0.00
RC085	Long Street (Capital) Council Funded		\$26,337	0	\$0.00
RC083	Bothe Street (Capital) Council Funded		\$26,934	0	\$0.00
RC122	Jones Street (Capital) Council Funded		\$33,405	33,405	\$0.00
RC076	Commercial Street (Capital) Council Funded		\$35,254	0	\$0.00
RC077	Bristol Street (Capital) Council Funded		\$35,254	0	\$0.00
RC080	North Street (Capital) Council Funded		\$36,934	0	\$0.00
RC107	Read Street (Capital) Council Funded		\$65,100	65,100	\$0.00
RC113	Bonham Street (Capital) Council Funded		\$94,100	94,100	\$0.00
R2R021	Coorow-Maya Road (Capital) R2R		\$106,594	0	\$42,527.28
RC052	Campbell White Road (Capital) Council Funded		\$120,860	0	\$296,655.07
RC166	The Lakes Road (Capital) Council Funded		\$140,328	0	\$10,559.88
R2R012	Erindoon Road (Capital) R2R		\$146,005	146,005	\$24,567.09
R2R013	Waddy Forest Road (Capital) R2R		\$203,761	203,761	\$44,630.52
RRG164	Coorow-Latham Road (Capital) Rrg		\$439,608	439,608	\$46,268.34
RRG162	Coorow-Greenhead Road West (Capital) Rrg		\$501,661	501,661	\$23,113.85
FC166	The Lakes Road Footpath (Capital)		\$60,000	60,000	\$94,245.70
4100480	STORM - Infrastructure Other (Capital) .		\$25,000	0	\$0.00
BC011	Green Head Mens Shed - Capital		\$0	0	\$32,399.00
BC072	Unit 3, Commercial Street - Capital		\$0	0	\$1,404.15
BC073	Unit 4, Commercial Street - Capital		\$0	0	\$1,404.15
OC037	Coorow Swimming Pool (Capital)		\$0	0	\$9,138.51
BC077	Community Space Building (Old Swimming Pool) Capital		\$0	0	\$39,968.34
OC064	Lot 601 Park, Peterson Place (Capital)		\$0	0	\$2,619.56
RC082	Station Street (Capital) Council Funded		\$0	0	\$12,642.53
1RC165	Wubin-Gunyidi Road (Capital) Grain Freight Route		\$0	0	\$40,974.93
R2R034	Rose Thompson Road (Capital) R2R		\$0	0	\$77,697.90
RRG161	Coorow-Greenhead Road East (Capital) Rrg		\$0	0	\$15,943.62
PE3505	Cw3505 Mechanic Ute (Capital)		\$0	0	\$181,391.75
BC042	Coorow Caravan Park - Capital		\$0	0	\$29,282.45
OC007	Coorow Caravan Park - Capital		\$0	0	\$3,095.00
BC038	Coorow Caravan Park - Capital		\$0	0	\$380.00

SHIRE OF COOROW  
SUPPLEMENTARY INFORMATION  
FOR THE PERIOD ENDED 31 DECEMBER 2025

OPERATING ACTIVITIES

6 DISPOSAL OF ASSETS

		Budget				YTD Actual			
Asset Ref.	Asset description	Net Book Value	Proceeds	Profit	(Loss)	Net Book Value	Proceeds	Profit	(Loss)
		\$	\$	\$	\$	\$	\$	\$	\$
	Plant and equipment								
6523	CEO Toyotal	17,486	55,000	37,514	0	17,544	48,000	30,456	0
6524	DCEO Toyotal	17,417	55,000	37,583	0	17,474	52,000	34,526	0
36	W/S Utility	33,741	40,000	6,259	0	33,775	34,000	225	0
6507	Ford Ranger 4x4	5,616	24,000	18,384	0			0	0
3294	Ford Ranger 4x4	463	20,000	19,537	0			0	0
3299	Toro Groundmaster	11,931	6,000	0	(5,931)			0	0
		86,654	200,000	119,277	(5,931)	68,793	134,000	65,207	0



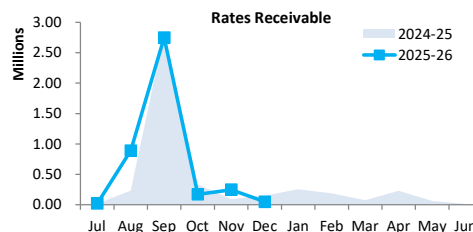
SHIRE OF COOROW  
SUPPLEMENTARY INFORMATION  
FOR THE PERIOD ENDED 31 DECEMBER 2025

## OPERATING ACTIVITIES

## 7 RECEIVABLES

## Rates receivable

	30 Jun 2025	31 Dec 2025
	\$	\$
Opening arrears previous year		253,908
Levied this year		4,306,107
Less - collections to date	253,908	(3,605,724)
<b>Net rates collectable</b>	<b>253,908</b>	<b>954,291</b>
% Collected	0.0%	79.1%



## Receivables - general

	Credit	Current	30 Days	60 Days	90+ Days	Total
	\$	\$	\$	\$	\$	\$
Receivables - general	(2,933)	2,269	2,708	260	22,772	25,077
Percentage	(11.7%)	9.0%	10.8%	1.0%	90.8%	
<b>Balance per trial balance</b>						
Trade receivables						25,077
GST receivable						40,086
<b>Total receivables general outstanding</b>						<b>65,163</b>

Amounts shown above include GST (where applicable)

## KEY INFORMATION

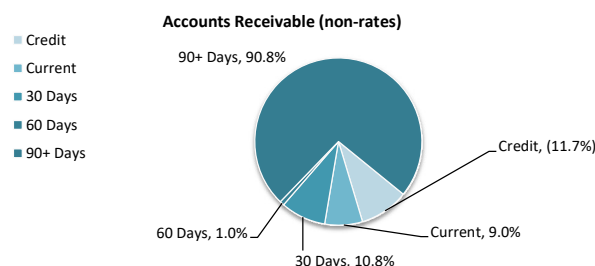
Trade and other receivables include amounts due from ratepayers for unpaid rates and service charges and other amounts due from third parties for goods sold and services performed in the ordinary course of business.

Trade receivables are recognised at original invoice amount less any allowances for uncollectable amounts (i.e. impairment). The carrying amount of net trade receivables is equivalent to fair value as it is due for settlement within 30 days.

## Classification and subsequent measurement

Receivables which are generally due for settlement within 30 days except rates receivables which are expected to be collected within 12 months are classified as current assets. All other receivables such as, deferred pensioner rates receivable after the end of the reporting period are classified as non-current assets.

Trade and other receivables are held with the objective to collect the contractual cashflows and therefore the Shire measures them subsequently at amortised cost using the effective interest rate method.



**SHIRE OF COOROW  
SUPPLEMENTARY INFORMATION  
FOR THE PERIOD ENDED 31 DECEMBER 2025**

**OPERATING ACTIVITIES**

**8 OTHER CURRENT ASSETS**

	Opening Balance 1 July 2025	Asset Increase	Asset Reduction	Closing Balance 31 December 2025
	\$	\$	\$	\$
<b>Other current assets</b>				
<b>Other financial assets at amortised cost</b>				
Financial assets at amortised cost - self supporting loans	26,469	0	(13,134)	13,335
<b>Inventory</b>				
Fuel	10,938	0	(10,938)	0
<b>Other assets</b>				
Accrued income	2,573,479	0	(1,008,390)	1,565,089
<b>Total other current assets</b>	<b>2,610,886</b>	<b>0</b>	<b>(1,032,462)</b>	<b>1,578,424</b>

Amounts shown above include GST (where applicable)

**KEY INFORMATION**

**Other financial assets at amortised cost**

The Shire classifies financial assets at amortised cost if both of the following criteria are met:

- the asset is held within a business model whose objective is to collect the contractual cashflows, and
- the contractual terms give rise to cash flows that are solely payments of principal and interest.

**Inventory**

Inventories are measured at the lower of cost and net realisable value.

Net realisable value is the estimated selling price in the ordinary course of business less the estimated costs of completion and the estimated costs necessary to make the sale.

SHIRE OF COOROW  
SUPPLEMENTARY INFORMATION  
FOR THE PERIOD ENDED 31 DECEMBER 2025

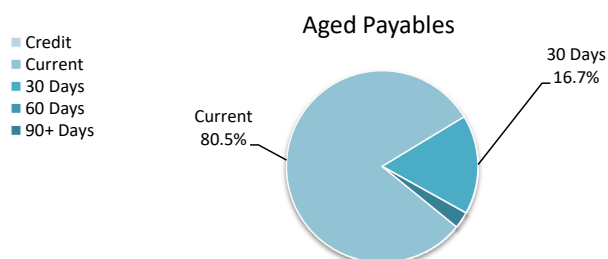
OPERATING ACTIVITIES

9 PAYABLES

Payables - general	Credit	Current	30 Days	60 Days	90+ Days	Total
	\$	\$	\$	\$	\$	\$
Payables - general	0	842	175	0	(29)	988
Percentage	0.0%	85.2%	17.7%	0.0%	-2.9%	
<b>Balance per trial balance</b>						
Sundry creditors						988
ATO liabilities						75,888
Others						89,782
Bonds & Deposits Held in Municipal						84,328
<b>Total payables general outstanding</b>						<b>250,986</b>
<b>Amounts shown above include GST (where applicable)</b>						

KEY INFORMATION

Trade and other payables represent liabilities for goods and services provided to the Shire prior to the end of the period that are unpaid and arise when the Shire becomes obliged to make future payments in respect of the purchase of these goods and services. The amounts are unsecured, are recognised as a current liability and are normally paid within 30 days of recognition. The carrying amounts of trade and other payables are considered to be the same as their fair values, due to their short-term nature.





SHIRE OF COOROW  
SUPPLEMENTARY INFORMATION  
FOR THE PERIOD ENDED 31 DECEMBER 2025

## FINANCING ACTIVITIES

## 10 BORROWINGS

## Repayments - borrowings

Information on borrowings Particulars	Loan No.	1 July 2025	New Loans		Principal Repayments		Principal Outstanding		Interest Repayments	
			Actual	Budget	Actual	Budget	Actual	Budget	Actual	Budget
		\$	\$	\$	\$	\$	\$	\$	\$	\$
Swimming Pool	91	4,232,840	0	0	(74,959)	(151,900)	4,157,881	4,080,940	(71,472)	(221,943)
Staff Housing	92	1,525,427	0	0	(26,937)	(54,591)	1,498,490	1,470,836	(33,904)	(80,432)
		5,758,267	0	0	(101,896)	(206,491)	5,656,371	5,551,776	(105,377)	(302,375)
<b>Self supporting loans</b>										
CCLI Hotel		96,281	0	0	(13,134)	(26,469)	83,147	69,812	(1,365)	(2,754)
		96,281	0	0	(13,134)	(26,469)	83,147	69,812	(1,365)	(2,754)
<b>Total</b>		<b>5,854,548</b>	<b>0</b>	<b>0</b>	<b>(115,030)</b>	<b>(232,960)</b>	<b>5,739,518</b>	<b>5,621,588</b>	<b>(106,742)</b>	<b>(305,129)</b>
Current borrowings		232,960					117,931			
Non-current borrowings		5,621,588					5,621,587			
		<b>5,854,548</b>					<b>5,739,518</b>			

All debenture repayments were financed by general purpose revenue.

Self supporting loans are financed by repayments from third parties.

## KEY INFORMATION

The Shire has elected to recognise borrowing costs as an expense when incurred regardless of how the borrowings are applied.

Fair values of borrowings are not materially different to their carrying amounts, since the interest payable on those borrowings is either close to current market rates or the borrowings are of a short term nature.

SHIRE OF COOROW  
SUPPLEMENTARY INFORMATION  
FOR THE PERIOD ENDED 31 DECEMBER 2025

## FINANCING ACTIVITIES

## 11 LEASE LIABILITIES

## Movement in carrying amounts

Information on leases Particulars	Lease No.	1 July 2025	New Leases		Principal Repayments		Principal Outstanding		Interest Repayments	
			Actual	Budget	Actual	Budget	Actual	Budget	Actual	Budget
		\$	\$	\$	\$	\$	\$	\$	\$	\$
Photocopier x 2	RCB	6,250		0		(4,118)	6,250	2,132		(485)
<b>Total</b>		<b>6,250</b>	<b>0</b>	<b>0</b>	<b>0</b>	<b>(4,118)</b>	<b>6,250</b>	<b>2,132</b>	<b>0</b>	<b>(485)</b>
Current lease liabilities		3,420					3,420			
Non-current lease liabilities		2,830					2,830			
		<b>6,250</b>					<b>6,250</b>			

All lease repayments were financed by general purpose revenue.

## KEY INFORMATION

At inception of a contract, the Shire assesses if the contract contains or is a lease. A contract is or contains a lease, if the contract conveys the right to control the use of an identified asset for a period of time in exchange for consideration. At the commencement date, a right of use asset is recognised at cost and lease liability at the present value of the lease payments that are not paid at that date. The lease payments are discounted using that date. The lease payments are discounted using the interest rate implicit in the lease, if that rate can be readily determined. If that rate cannot be readily determined, the Shire uses its incremental borrowing rate.

All contracts classified as short-term leases (i.e. a lease with a remaining term of 12 months or less) and leases of low value assets are recognised as an operating expense on a straight-line basis over the term of the lease.

SHIRE OF COOROW  
SUPPLEMENTARY INFORMATION  
FOR THE PERIOD ENDED 31 DECEMBER 2025

OPERATING ACTIVITIES

12 OTHER CURRENT LIABILITIES

	Note	Opening Balance 1 July 2025 \$	Liability transferred from/(to) non current \$	Liability Increase \$	Liability Reduction \$	Closing Balance 1 December 2025 \$
<b>Other current liabilities</b>						
<b>Other liabilities</b>						
Contract liabilities		144,786	0	0	0	144,786
<b>Total other liabilities</b>		144,786	0	0	0	144,786
<b>Employee Related Provisions</b>						
Provision for annual leave		129,917	0	0	0	129,917
Provision for long service leave		174,501	0	0	0	174,501
<b>Total Provisions</b>		304,418	0	0	0	304,418
<b>Total other current liabilities</b>		<b>449,204</b>	<b>0</b>	<b>0</b>	<b>0</b>	<b>449,204</b>

Amounts shown above include GST (where applicable)

A breakdown of contract liabilities and associated movements is provided on the following pages at Note 13

**KEY INFORMATION**

**Provisions**

Provisions are recognised when the Shire has a present legal or constructive obligation, as a result of past events, for which it is probable that an outflow of economic benefits will result and that outflow can be reliably measured.

Provisions are measured using the best estimate of the amounts required to settle the obligation at the end of the reporting period.

**Employee Related Provisions**

**Short-term employee benefits**

Provision is made for the Shire's obligations for short-term employee benefits. Short-term employee benefits are benefits (other than termination benefits) that are expected to be settled wholly before 12 months after the end of the annual reporting period in which the employees render the related service, including wages, salaries and sick leave. Short-term employee benefits are measured at the (undiscounted) amounts expected to be paid when the obligation is settled.

The Shire's obligations for short-term employee benefits such as wages, salaries and sick leave are recognised as a part of current trade and other payables in the calculation of net current assets.

**Other long-term employee benefits**

The Shire's obligations for employees' annual leave and long service leave entitlements are recognised as employee related provisions in the statement of financial position.

Long-term employee benefits are measured at the present value of the expected future payments to be made to employees. Expected future payments incorporate anticipated future wage and salary levels, durations of service and employee departures and are discounted at rates determined by reference to market yields at the end of the reporting period on government bonds that have maturity dates that approximate the terms of the obligations. Any remeasurements for changes in assumptions of obligations for other long-term employee benefits are recognised in profit or loss in the periods in which the changes occur. The Shire's obligations for long-term employee benefits are presented as non-current provisions in its statement of financial position, except where the Shire does not have an unconditional right to defer settlement for at least 12 months after the end of the reporting period, in which case the obligations are presented as current provisions.

**Contract liabilities**

An entity's obligation to transfer goods or services to a customer for which the entity has received consideration (or the amount is due) from the customer.

**Capital grant/contribution liabilities**

Grants to acquire or construct recognisable non-financial assets to identified specifications be constructed to be controlled by the Shire are recognised as a liability until such time as the Shire satisfies its obligations under the agreement.

SHIRE OF COOROW  
SUPPLEMENTARY INFORMATION  
FOR THE PERIOD ENDED 31 DECEMBER 2025

OPERATING ACTIVITIES

13 GRANTS, SUBSIDIES AND CONTRIBUTIONS

Provider		Unspent grant, subsidies and contributions liability					Grants, subsidies and contributions		
		Liability 1 July 2025	Increase in Liability	Decrease in Liability (As revenue)	Liability 31 Dec 2025	Current Liability 31 Dec 2025	Adopted Budget Revenue	YTD Budget	YTD Revenue Actual
		\$	\$	\$	\$	\$	\$	\$	\$
<b>Grants and subsidies</b>									
3030210	GEN PUR - Financial Assistance Grant - General				0		990,362	491,944	741,138
3030211	GEN PUR - Financial Assistance Grant - Roads				0		429,642	214,820	0
3050310	OLOPS - ESL Operating Grant				0		96,410	48,204	56,173
3120200	ROADM - Street Lighting Subsidy				0		450	0	0
3120210	ROADM - Direct Road Grant (MRWA)				0		205,143	205,143	201,013
3030122	RATES - Reimbursement of Debt Collection Costs				0		15,000	7,500	2,568
3030235	GEN PUR - Other Income				0		1,500	750	0
3110301	REC - Reimbursements - Other Recreation				0		0	0	776
3140410	POC - Fuel Tax Credits Grant Scheme				0		57,000	28,500	35,661
3040101	MEMBERS - Reimbursements				0		0	0	350
3140201	ADMIN - Reimbursements				0		0	0	2,621
3140237	ADMIN - Admin Rebates				0		0	0	723
3140301	PWO - Other Reimbursements				0		0	0	14,146
3140401	POC - Reimbursements				0		0	0	1,393
3110310	REC - Grants				0		0	0	2,000
3110710	OTH CUL - Grants - Other Culture				0		0	0	8,000
3140501	SAL - Reimbursement - Workers Compensation				0		0	0	15,619
3050101	FIRE - Reimbursements				0		0	0	10,692
		0	0	0	0	0	1,795,507	996,861	1,092,873

SHIRE OF COOROW  
SUPPLEMENTARY INFORMATION  
FOR THE PERIOD ENDED 31 DECEMBER 2025

INVESTING ACTIVITIES

14 CAPITAL GRANTS, SUBSIDIES AND CONTRIBUTIONS

Provider	Capital grant/contribution liabilities					Capital grants, subsidies and		
	Liability 1 July 2025	Increase in Liability	Decrease in Liability (As revenue)	Liability 31 Dec 2025	Current Liability 31 Dec 2025	Adopted Budget Revenue	YTD Budget	YTD Revenue Actual
	\$	\$	\$	\$	\$	\$	\$	\$
<b>Capital grants and subsidies</b>								
3050316 OLOPS - Other Grants				0		0	0	59,050
3110310 REC - Grants				0		263,221	131,610	29,657
3120110 ROADC - Regional Road Group Grants (MRWA)				0		586,333	234,533	0
3120111 ROADC - Roads to Recovery Grant				0		600,000	300,000	234,533
3080700 WELFARE - Contributions & Donations				0		0	0	36,339
3120113 ROADC - Other Grants - Roads/Streets				0		0	0	301,433
3110511 LIB - Other Grants				0		0	0	24,000
	0	0	0	0	0	1,449,554	666,143	685,011

**11.3 MANAGER OF WORKS AND SERVICES**

Nil

**12 ELECTED MEMBERS MATTERS****12.1 QUESTIONS BY MEMBER OF WHICH DUE NOTICE HAS BEEN GIVEN**

Nil

**12.2 ELECTED MEMBER MOTION OF WHICH PREVIOUS NOTICE HAS BEEN GIVEN**

Nil

**13 NEW BUSINESS OF URGENT NATURE****14 MATTERS WHICH THE MEETING MAY BE CLOSED (CONFIDENTIAL MATTERS)**

Nil

**15 CLOSURE****15.1 DATE OF NEXT MEETING**

Next Ordinary Council Meeting will be held on Wednesday 18 March 2026 from 5.00pm.(Green Head Council Chambers)

**15.2 CLOSURE OF MEETING**

There being no further business the President, President G Sims closed the meeting at [type time](#).